

Zero-point clamping

QUIRI Point
Zéro

PZA 30

Pull-in force per unit: 20'000 N
Retention force per unit: 60'000 N

**Automated manufacturing with the
highest degree of security!**

Flanged cylinders

Plugs

Accessories

Page 36

Page 37

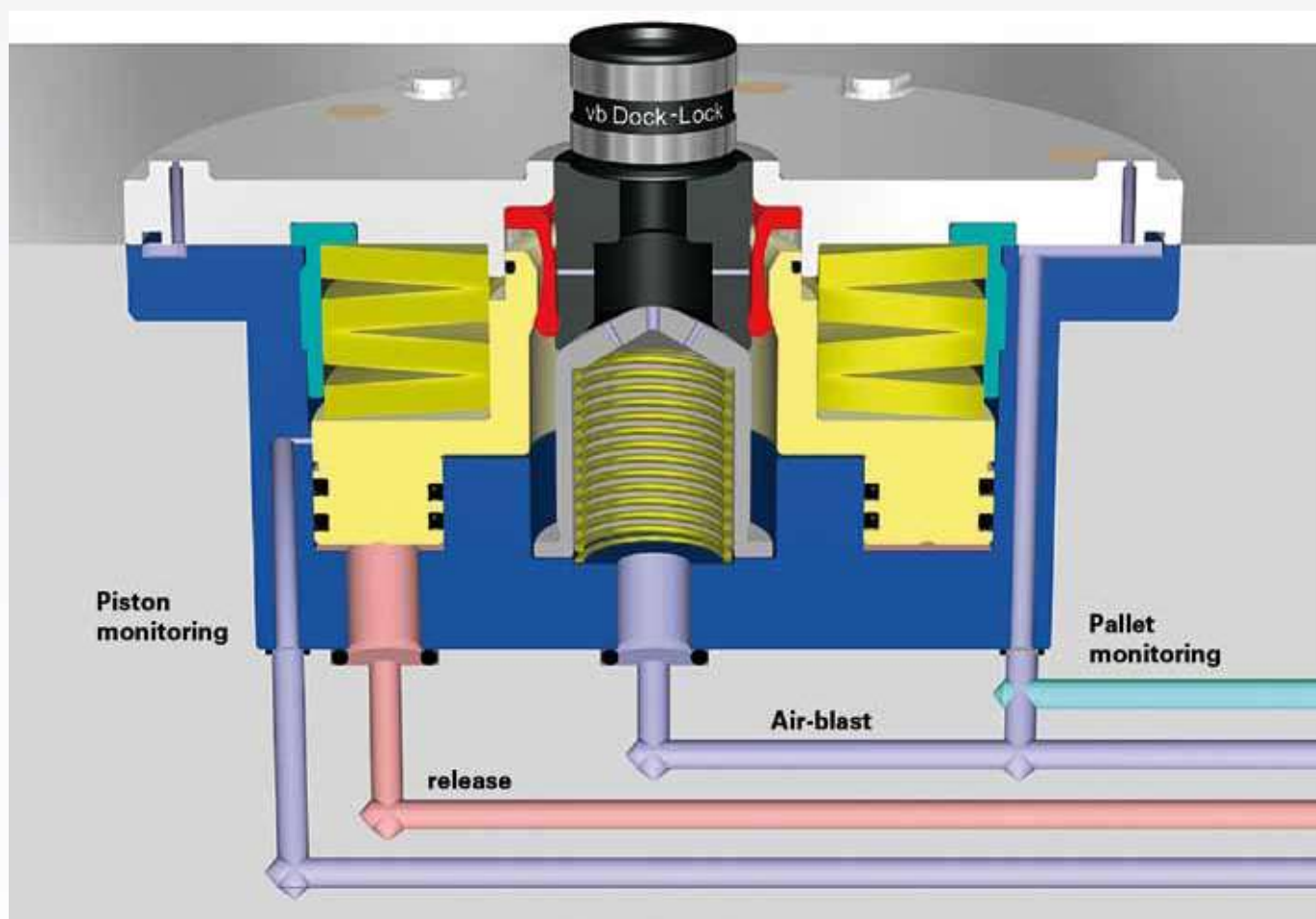
Page 38 – 39

Page 40



**Automated manufacturing with the
highest degree of security!**

PZA 30



The PZA Series are representing a veritable break-through for the automation of zero-point workholding

- total protection from dirt by automatical sealing of the collet lock *1.
- air-blast cleaning from swarf and coolant through the center *2 and support isles *3.
- absolut operational security by monitoring of piston position and isle surfaces.
- pre-locking effect of the collet, important on vertical arrays.
- form-fit connection between the patented collet lock and the plugs through large contact area.
- the pre-centering of the plug facilitates the automated loading.
- accessible from the top makes for easy servicing.

QUIRI Point Zéro **PZA 30**

Flanged cylinders

Maximal safety in automatic production!

PZA 30

pull-in force: 20'000 N

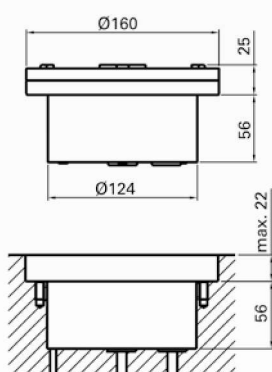
retention force: 60'000 N

PZ2170-31 LAK with air-blast cleaning through center, and support isles, pneumatic support control for isles, hydraulic piston position monitoring

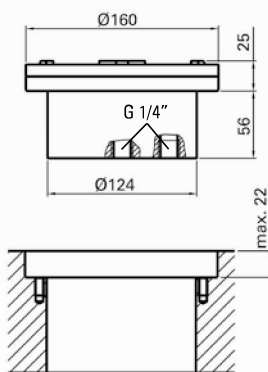
PZ2170-31 LAUK with air-blast cleaning through center, and support isles, pneumatic support control for isles, hydraulic piston position monitoring, rear side media connection



PZ2170-31 LAK



PZ2170-31 LAUK



Max. operating pressure 70 bar (max. 95 bar)




Plugs

recommended plug arrangement

PZA 30

- 1**  **Centering plug**
- ground $\varnothing 30 \pm 0,01$ mm

The centering plug defines the zero-point.
It centers with the diameter.

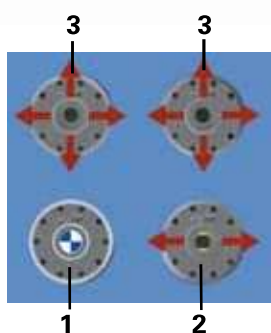
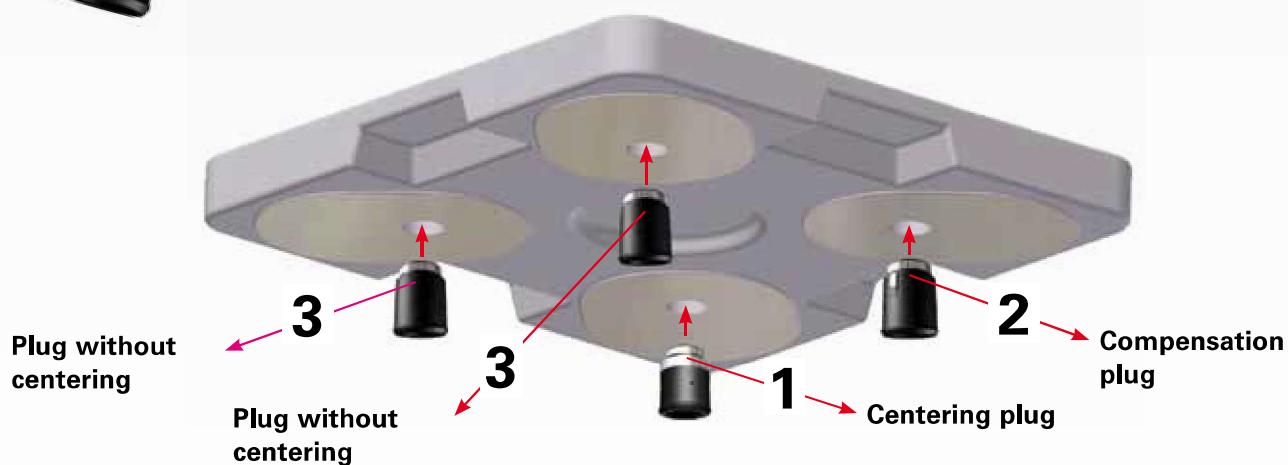
- 2**  **Tirette dépinçée**
- two ground raised cams
 $\varnothing 30 \pm 0,01$ mm

The compensation plug defines the X- or Y-axis.
The came line must be set 90° to the line connecting with
the centering plug. Compensates for variations in temperature.

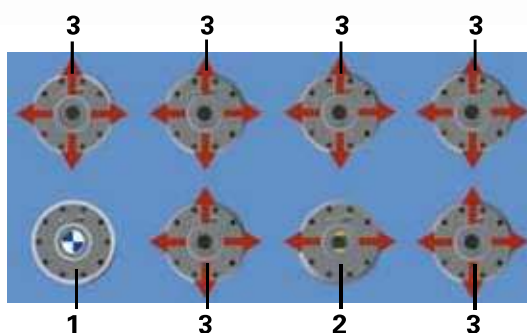


- 3**  **Plug without centering**
- $\varnothing 28,9 \pm 0,05$ mm


Plugs without centering only serve for clamping.



1 The centering plug
defines the zero-point.



2 The compensation plug defines the X-
or Y-axis.

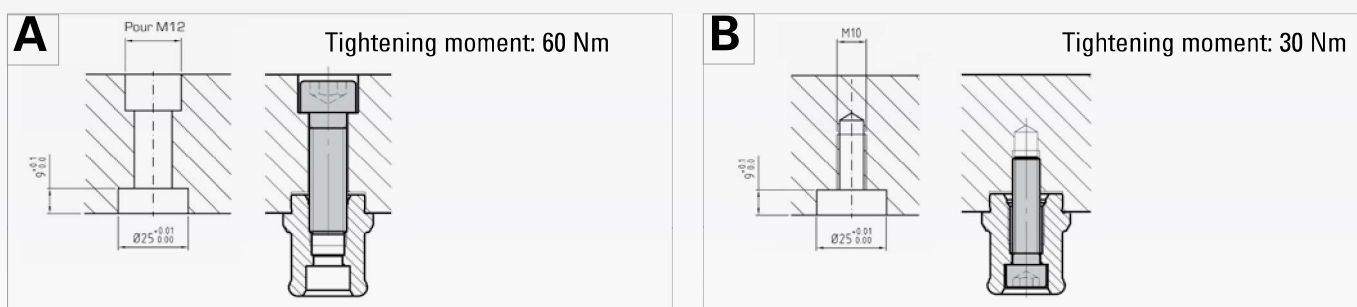


3 Plugs without centering only serve for
clamping.

Plugs

PZA 30







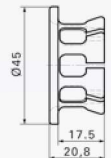

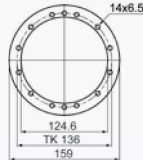

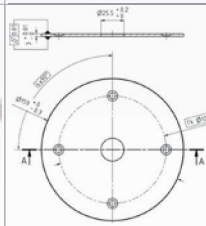
Plug fitting versions (preferably version A)



			without air-blast	with air-blast	fitting version A	fitting version B
PZ2704 Centering plug			x	x	x	x
PZ2714 Plug without centering			x	x	x	x
PZ2724 Compensation plug			x	x	x	x
PZ2705 Centering plug <i>long version</i>			x	x	x	x
PZ2715 Plug without centering <i>long version</i>			x	x	x	x
PZ2725 Compensation plug <i>long version</i>			x	x	x	x

Accessories

PZA 30

PZ3551 Socket head screw M12 x 50 (12.9) for mounting plugs from underneath		
PZ1998 Brass cover disc PZ1998 $\varnothing 10,5 \pm 0,10$ mm thickness 1 mm		
Swarf protection of counterbores on QUIRI Point Zéro units. Attention: most important for automated applications Fitting: fit flush by using a plastic faced hammer Removal: Strike the center with a small punch and pull out with a scriber or similar tool.		
PZ3555 Socket head screw M6 x 30 low head for flange mounting (6 pieces per cylinder)		
PZ1557 Socket head screw M6x25 low head for flange mounting (2 pieces per cylinder)		
PZ200095-AS Collet PZ2 00094 circular spring		
PZ2168 Spacers used to compensate height variations on cavities for flanged cylinders PZA Thickness 2 mm		
PZ2540 Supporting hardened Thickness 3 mm (at plug PZ2704, PZ2714, PZ2724)		
PZ2541 Supporting hardened Thickness 6 mm (at plug PZ2705, PZ2715, PZ2725)	