




## Masini de nituit tip RTS cu masa rotativa pentru productie de serie



MASS PRODUCTION MACHINES	RTS/ RTM Model Rotary Table		RTS/ RTM Model Rotary table Opposite unit		RTS/ RTM Model Rotary table Control of the components Automatic unloading	
		Standard rivet unit 		Bottom up unit 		
	<b>More productivity: +100%</b>		<b>More productivity: +100%</b>		<b>More productivity: +125%</b>	
	<b>Loading is hidden</b>		<b>Loading is hidden</b>		<b>Loading and unloading are hidden</b>	
Orbital model	<b>RLS 5</b>	<b>RLS 8</b>	<b>RLS 12</b>	<b>RLS 131</b>	<b>RLS 201</b>	
Radial model	-	<b>RLM 8</b>	<b>RLM 12</b>	<b>RLM 14</b>	<b>RLM 24</b>	
Power (DaN)	<b>750</b>	<b>1200</b>	<b>1900</b>	<b>3000</b>	<b>5000</b>	
Table diameter (mm)	<b>Ø600 ( 2 or 4 tools) Ø800 / Ø1000 / Ø1200 ( 2, 4 or 6 tools)</b>					
Maxi tooling dimensions	Ø600 (4 tools of 150 x 100 mm)	Ø800 (4 tools of 300 x 200 mm) (6 tools of 250 x 100 mm)	Ø1000 (4 tools of 300 x 300 mm) (6 tools of 300 x 170 mm)	Ø1200 (4 tools of 400 x 300 mm) (6 tools of 400 x 200 mm)		
Standard equipment	<ul style="list-style-type: none"> <li>• GUILLEMIN controller (32 Inputs/ 32 outputs) / 1 orbital or radial riveting unit</li> <li>• « Start Cycle » by sensitive hand control / Multiple light / safety device</li> <li>• Lighting / Pneumatic ou hydraulic equipment</li> </ul>					
Controller options						
General Options						
<b>Ergonomics equipment and control system of the riveting effort are sold as an option.</b>						