


Abrasive & Polishing Sticks, Grinding Wheels

8





Abrasive & Polishing Sticks, Grinding Wheels

Mounted Points.....	2
Diamond Grinding Points.....	7
Grinding Wheels.....	15
Grinding Pins.....	19
Abrasive Caps, Belts, Discs & Carriers.....	24




27/07/2012







SCHL 1400 ...

Mounted points (orange)



Features:

- Material: EKWbr
- Vmax 55.000 min⁻¹
- Non-tempered steels, structural steels, forged steel, low alloy steels

REF	Head Ø	Head length	Shank Ø	Shank l		€	Shape
SCHL 1400 2 5	2	5	3	30	20	1,72	
SCHL 1400 3 6	3	6	3	30	20	1,43	
SCHL 1400 4 8	4	8	3	30	20	1,49	
SCHL 1400 5 10	5	10	3	30	20	1,49	
SCHL 1400 6 10	6	10	3	30	20	1,49	
SCHL 1400 8 10	8	10	3	30	20	1,43	
SCHL 1400 10 10	10	10	3	30	20	1,43	
SCHL 1400 10 13	10	13	3	30	20	1,77	
SCHL 1400 13 13	13	13	3	30	20	1,77	
SCHL 1400 16 16	16	16	3	30	20	1,77	
SCHL 1400 16 4	16	4	3	30	20	1,59	
SCHL 1400 20 6	20	6	3	30	20	1,77	
SCHL 1400 Ø 6	Ø 6	-	3	30	20	2,13	
SCHL 1400 Ø 8	Ø 8	-	3	30	20	2,13	
SCHL 1400 Ø 10	Ø 10	-	3	30	20	1,83	
SCHL 1400 Ø 13	Ø 13	-	3	30	20	2,13	







Mounted points (pink)

SCHL 1410 ...

Features:

- Material: EKR
- Vmax 55.000 min⁻¹
- Tempered steels, alloy steels, cast iron, malleable cast iron, casting steel



REF	Head Ø	Head length	Shank Ø	Shank l		€	Shape
SCHL 1410 2 5	2	5	3	30	20	1,43	
SCHL 1410 3 6	3	6	3	30	20	1,43	
SCHL 1410 4 8	4	8	3	30	20	1,43	
SCHL 1410 5 10	5	10	3	30	20	1,43	
SCHL 1410 6 10	6	10	3	30	20	1,43	
SCHL 1410 8 10	8	10	3	30	20	1,43	
SCHL 1410 10 10	10	10	3	30	20	1,43	
SCHL 1410 10 13	10	13	3	30	20	1,49	
SCHL 1410 13 13	13	13	3	30	20	1,77	
SCHL 1410 16 16	16	16	3	30	20	1,77	
SCHL 1410 13 3	13	3	3	30	20	1,43	
SCHL 1410 16 4	16	4	3	30	20	1,59	
SCHL 1410 20 6	20	6	3	30	20	1,77	
SCHL 1410 Ø 6	Ø 6	-	3	30	20	1,83	
SCHL 1410 Ø 8	Ø 8	-	3	30	20	1,83	
SCHL 1410 Ø 10	Ø 10	-	3	30	20	1,83	
SCHL 1410 Ø 13	Ø 13	-	3	30	20	2,13	





SCHL 1430 ...

Mounted points (dark red)



Features:

- Material: EKD, resin impregnation
- Vmax 55.000 min⁻¹
- Heat treated, high alloy and heat resisting steels

REF	Head Ø	Head length	Shank Ø	Shank l		€	Shape
SCHL 1430 2 5	2	5	3	30	20	1,72	
SCHL 1430 3 6	3	6	3	30	20	1,43	
SCHL 1430 4 8	4	8	3	30	20	1,43	
SCHL 1430 5 10	5	10	3	30	20	1,43	
SCHL 1430 6 10	6	10	3	30	20	1,49	
SCHL 1430 8 10	8	10	3	30	20	1,49	
SCHL 1430 10 10	10	10	3	30	20	1,49	
SCHL 1430 10 13	10	13	3	30	20	1,49	



SCHL 1440 ...

Mounted points (green)



Features:

- Material: SIC
- Vmax 55.000 min⁻¹
- Solid carbide, high alloy steels, glass, ceramics, chilled casting

REF	Head Ø	Head length	Shank Ø	Shank l		€	Shape
SCHL 1440 3 6	3	6	3	30	20	1,62	
SCHL 1440 4 8	4	8	3	30	20	•	
SCHL 1440 5 10	5	10	3	30	20	1,67	
SCHL 1440 6 10	6	10	3	30	20	•	
SCHL 1440 8 10	8	10	3	30	20	•	
SCHL 1440 10 10	10	10	3	30	20	1,35	

• upon request

27/07/2012



Dressing stone

RU 13 ...

Features:

- Mat. : SIC
- A = fine
- B = coarse



REF	Dimension	quality grade		Total length
		A	B	
RU 1380 A	15 x 25	1,49		50
RU 1380 B	15 x 25		1,77	50
RU 1390 A	15 x 30	3,30		100
RU 1390 B	15 x 30		3,56	100



Info

Custom made grinding points

Galvanic bonded diamond and boron nitride custom made grinding points

If you require non-standard shaped diamond or boron nitride grinding points, which are not offered in our catalogue, of course we can supply these items. Our product range „Custom made tool bits“ will assist you.

All the custom made tool bits are produced with galvanic bonding. In this method the cutting grain on the carrier is embedded into a tough hard nickel matrix. This process offers the advantage that almost any required shape of grinding wheels or grinding points can be realized. The respective carriers could be sent to us or we produce them for you. We recommend non-chromium, non-alloyed or low alloyed steels to be used for the carrier. The most effective binding between the nickel matrix and the carrier is obtained in this manner. Furthermore, defined undersizes have to be observed during production of carriers, which are depended on the required grain size and the layer thickness resulting from this.

The correct selection of grain sizes depends on the grade of surface finish as well as on the material to be machined. We recommend grain size 126 as commonly used medium grain for metals, grain sizes > 426 are not suitable for metals. For the machining of plastics or similar materials grain sizes of 126 up to 851 are used.

The application of diamond or boron nitride coating depends on the usage of the various types of cutting grains, explained in the following: Diamond grains are suitable for all types of tungsten carbide, finished or pre-sintered, ceramic materials, glass, ferrites, semi conductor materials, ferrotitanium, grey iron, graphite reinforced plastics, rubber, thermoset plastics.

Boron nitride grains are suitable for all common tool steels, especially tempered and hardened steels.

A decisive parameter for the optimum service life of the grinding tool in connection with the material to be machined will be respective embedded depth of the cutting grain. When asking for quote or ordering custom made tools, please always specify the material to be machined.

We are looking forward to assisting you in selecting the suitable grain types and the matching tool design. Don't hesitate to contact us.




Diamond grinding points, electro bond

DA 20 ...

Features:

- Shank material:
- ≤ DA 20 / 3,0: Solid carbide
- > DA 20 / 3,0: Steel



REF	Head Ø	Head length	Shank Ø	Shank l		* Grain						
						D64	D76	D91	D107	D126	D181	
DA 20 1,0	*	1,0	4	3	40	1	8,84	8,84	8,84	8,84	8,84	8,84
DA 20 1,5	*	1,5	4	3	40	1	8,84	8,84	8,63	8,84	8,63	8,84
DA 20 2,0	*	2,0	5	3	40	1	8,84	8,84	8,84	9,60	9,60	9,60
DA 20 2,5	*	2,5	5	3	40	1	9,18	9,18	9,18	9,37	10,29	•
DA 20 3,0	*	3,0	5	3	40	1	10,29	10,29	10,29	10,98	10,98	10,98
DA 20 3,5	*	3,5	5	3	40	1	8,84	8,84	8,84	8,84	8,84	•
DA 20 4,0	*	4,0	5	3	40	1	8,84	8,84	8,84	8,84	8,84	8,84
DA 20 4,5	*	4,5	5	3	40	1	•	•	8,84	•	8,84	•
DA 20 5,0	*	5,0	6	3	40	1	8,84	8,84	8,84	8,84	9,18	•
DA 20 6,0	*	6,0	7	3	40	1	8,84	8,84	8,84	8,84	8,84	8,84
DA 20 7,0	*	7,0	10	6	60	1	16,13	16,13	16,13	19,55	19,20	19,89
DA 20 8,0	*	8,0	9	6	60	1	•	•	19,20	•	21,24	•
DA 20 9,0	*	9,0	10	6	60	1	•	•	•	•	27,22	•
DA 20 10,0	*	10,0	10	6	60	1	23,32	23,32	23,32	•	28,48	•
DA 20 12,0	*	12,0	15	6	60	1	27,43	27,43	27,43	32,57	32,57	32,57
DA 20 15,0	*	15,0	15	6	60	1	31,90	•	•	37,38	37,38	•


Diamond grinding points, electro bond

DA 40 ...

Features:


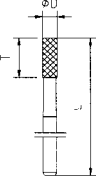
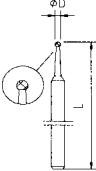
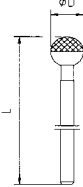
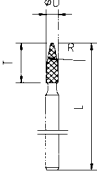
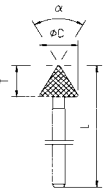
- Shank material: Steel



REF	Head Ø	Shank Ø	Shank l		* Grain						
					D64	D76	D91	D107	D126	D181	
DA 40 1,0	*	1,0	3	40	1	•	•	9,18	•	•	•
DA 40 1,5	*	1,5	3	40	1	•	•	•	•	9,18	8,98
DA 40 2,0	*	2,0	3	40	1	9,18	9,18	8,63	9,95	9,95	9,95
DA 40 3,0	*	3,0	3	40	1	9,18	9,18	8,63	10,29	10,29	10,29
DA 40 4,0	*	4,0	3	40	1	10,29	10,29	10,29	11,65	11,65	11,65
DA 40 5,0	*	5,0	3	40	1	11,65	11,65	9,95	15,47	11,65	15,43
DA 40 6,0	*	6,0	3	40	1	11,65	11,65	11,65	15,47	11,65	11,65
DA 40 8,0	*	8,0	6	60	1	22,63	•	22,63	24,37	•	24,37
DA 40 10,0	*	10,0	6	60	1	•	26,08	26,08	27,77	27,77	25,81
DA 40 12,0	*	12,0	6	60	1	•	•	36,35	•	•	37,38



DT ... HP - DB ... HP — Diprofil diamond grinding points, electro bond

REF		Head \varnothing D	Head length T	Shank \varnothing	Total length L	Grain		€	Shape
DT 86	HP	1,4	7	2,35	46	D 107	1	12,55	
DB 304	HP	1,7	5	2,35	46	D 151	1	•	
DB 305	HP	1,9	5	2,35	46	D 151	1	•	
DT 114	HP	2,2	7	2,35	46	D 151	1	14,55	
DT 100	HP	2,5	7	2,35	46	D 151	1	13,65	
DT 107	HP	2,6	3	2,35	46	D 151	1	14,88	
DT 116	HP	5,9	6	2,35	46	D 151	1	32,19	
DB 1-2/0	HP	0,8	-	2,35	46	D 107	1	•	
DB 102	HP	1,3	-	2,35	46	D 107	1	27,33	
DB 104	HP	1,7	-	2,35	46	D 151	1	•	
DB 105	HP	1,9	-	2,35	46	D 151	1	31,03	
DB 108	HP	2,5	-	2,35	46	D 151	1	14,88	
DT 101	HP	3,0	-	2,35	45,2	D 151	1	18,96	
DT 119	HP	4,1	-	2,35	42,7	D 151	1	23,71	
DT 141	HP	4,9	-	2,35	45	D 126	1	•	
DT 140	HP	4,9	-	2,35	45	D 126	1	•	
DT 142	HP	6,0	-	2,35	45	D 126	1	31,99	
DB 902A	HP	1,3 R = 18	4	2,35	46	D 151	1	•	
DT 95B	HP	1,6 R = 45	7,5	2,35	46	D 151	1	14,23	
DT 509	HP	1,6 R = 45	10	2,35	46	D 151	1	•	
DT 117	HP	2,4 R = 30	7,5	2,35	46	D 151	1	14,88	
DT 510	HP	2,4 R = 30	10	2,35	46	D 151	1	15,68	
DT 94	HP	3,1 $\alpha = 31^\circ$	4,8	2,35	44	D 151	1	25,75	
DT 103	HP	4,3 $\alpha = 80^\circ$	2,7	2,35	41,6	D 151	1	26,77	
DT 93	HP	5,1 $\alpha = 27^\circ$	9,5	2,35	48,4	D 151	1	32,87	
DT 236	HP	7,3 $\alpha = 30^\circ$	6	2,35	45,6	D 151	1	•	

• upon request

27/07/2012




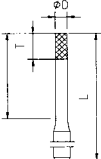
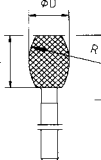
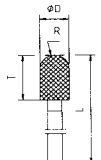

Diprofil diamond grinding points, electro bond — DT ... HP - DB ... HP

REF	Head \varnothing D	Head length T	Shank \varnothing	Total length L	Grain		€	Shape
DB 702 HP	1,3 d = 0,7 $\alpha = 2^\circ$	9	2,35	46	D 151	1	•	
DB 704 HP	1,6 d = 0,8 $\alpha = 2,5^\circ$	9	2,35	46	D 151	1	•	
DB 706 HP	1,9 d = 1,1 $\alpha = 2,5^\circ$	9	2,35	46	D 151	1	•	
DB 502 HP	1,3 d = 0,7 $\alpha = 3,5^\circ$	5	2,35	46	D 151	1	•	
DT 108 HP	2,6 d = 1,5 $\alpha = 12^\circ$	2,9	2,35	46	D 151	1	14,88	
DT 113 HP	2,6 d = 1,75 $\alpha =$ 3,5°	7	2,35	46	D 151	1	15,92	
DT 111 HP	4,2	1,5	2,35	40,3	D 151	1	27,76	
DT 129P HP	6,3	0,5	2,35	40	D 151	1	29,80	
DT 105P HP	6,4	0,9	2,35	40	D 151	1	31,03	
DT 11A HP	5,8 R = 1	2,3	2,35	45,5	D 151	1	29,81	
DT 531 HP	9,8 R = 1,5	3,4	2,35	41,3	D 151	1	38,64	
DT 112 HP	4,1 $\alpha = 60^\circ$	1,5	2,35	40,3	D 151	1	27,76	
DT 102 HP	5,8 $\alpha = 13^\circ$	1,3	2,35	40,2	D 151	1	27,33	
DT 109 HP	9,3 $\alpha = 16^\circ$	1,3	2,35	40,2	D 151	1	33,53	



D ... H3

Diprofil diamond grinding points, electro bond

REF	Head \varnothing D	Head length T	Shank \varnothing	Total length L	Grain		€	Shape
D 0308L H3	0,8	4,0	3	46 B = 7	D 107	1	15,24	
D 0310L H3	1,0	4,0	3	46 B = 8	D 107	1	15,24	
D 0315L H3	1,5	4,0	3	46 B = 10	D 107	1	15,24	
D 0320L H3	2,0	5,0	3	46 B = 14	D 151	1	15,24	
D 0320L H3 D64	2,0	5,0	3	46 B = 14	D 64	1	15,24	
D 0325L H3	2,5	5,0	3	46 B = 19	D 151	1	15,92	
D 1325 H3	2,5	7,0	3	46 B = 19	D 151	1	16,93	
D 0330L H3	3,0	5,0	3	46 B = 19	D 151	1	17,61	
D 0330L H3 D64	3,0	5,0	3	46 B = 19	D 64	1	17,61	
D 0335L H3	3,5	5,0	3	44	D 151	1	23,39	
D 0340L H3	4,0	5,0	3	44	D 151	1	24,07	
D 0345L H3	4,5	5,0	3	44	D 151	1	25,39	
D 0350L H3	5,0	6,0	3	45	D 151	1	28,11	
D 0352 H3	5,5	6,0	3	45	D 151	1	30,14	
D 0354 H3	6,0	6,0	3	45	D 151	1	31,85	
D 1354 H3	6,0	10,0	3	49	D 151	1	33,19	
D 6258 H3	7,0 d = 4,5 R = 10	10,0	3	49	D 151	1	38,96	
D 6054 H3	6,0 R = 3	10,0	3	49	D 151	1	35,54	
D 0116 H3	1,7	-	3	46	D 151	1	11,84	
D 0116 H3 D64	1,7	-	3	46	D 64	1	11,84	
D 0120 H3	2,1	-	3	46	D 151	1	11,93	
D 0124 H3	2,5	-	3	46	D 151	1	12,55	
D 0130 H3	3,0	-	3	46	D 151	1	13,55	
D 0130 H3 D64	3,0	-	3	46	D 64	1	13,55	
D 0140 H3	4,1	-	3	46	D 151	1	20,33	
D 0150 H3	5,0	-	3	46	D 151	1	28,11	
D 0154 H3	6,0	-	3	46	D 151	1	28,78	


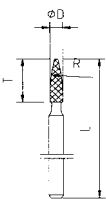
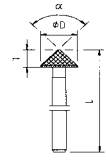
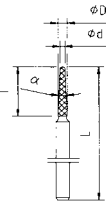
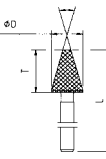
• upon request

27/07/2012



Diprofil diamond grinding points, electro bond

D ... H3

REF	Head \varnothing D	Head length T	Shank \varnothing	Total length L	Grain		€	Shape
D 0916 H3	1,6 R = 45	7,5	3	46	D 151	1	13,55	
D 0916L H3	1,6 R = 45	10,0	3	46	D 151	1	14,23	
D 0916L H3 D64	1,6 R = 45	10,0	3	46	D 64	1		
D 0924 H3	2,4 R = 30	7,5	3	46	D 151	1	14,23	
D 0924L H3	2,4 R = 30	10,0	3	46	D 151	1	14,88	
D 0924L H3 D64	2,4 R = 30	10,0	3	46	D 64	1	14,88	
D 5830 H3	3,1 a = 30°	5,0	3	46	D 151	1	19,63	
D 5830 H3 D64	3,1 a = 30°	5,0	3	46	D 64	1	19,63	
D 5562 H3	8,0 a = 90°	3,9	3	43,2	D 151	1	32,87	
D 5662 H3	8,0 a = 60°	6,6	3	45,9	D 151	1	35,54	
D 0712 H3	1,3 d = 0,7 a = 4°	9,0	3	46	D 151	1	13,89	
D 0716 H3	1,6 d = 0,8 a = 5°	9,0	3	46	D 151	1	14,55	
D 0720 H3	1,9 d = 1,1 a = 5°	9,0	3	46	D 151	1	14,55	
D 0720 H3 D64	1,9 d = 1,1 a = 5°	9,0	3	46	D 64	1	14,55	
D 0516L H3	1,6 d = 0,9 a = 4°	10,0	3	46	D 151	1	14,55	
D 0521L H3	2,1 d = 1,4 a = 4°	10,0	3	46	D 151	1	14,55	
D 0521L H3 D64	2,1 d = 1,4 a = 4°	10,0	3	46	D 64	1	15,24	
D 0526 H3	2,6 d = 1,75 a = 4°	3,0	3	46	D 151	1	15,58	
D 5858 H3	7,0 d = 2,0 a = 30°	10,0	3	49	D 151	1	37,26	
D 5756 H3	8,0 d = 1,4 a = 45°	8,5	3	47,5	D 151	1	37,26	


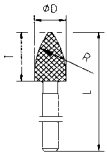
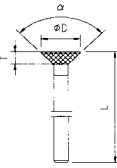
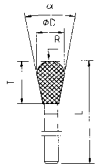

• upon request

27/07/2012



D ... H3

Diprofil diamond grinding points, electro bond

REF	Head \varnothing D	Head length T	Shank \varnothing	Total length L	Grain		€	Shape
D 0954 H3	6,0 R = 17	10,0	3	49	D 151	1	35,54	
D 0224 H3	2,4 d = 1,5 a = 20°	3,0	3	46	D 151	1	14,88	
D 0224 H3 D64	2,4 d = 1,5 a = 20°	3,0	3	46	D 64	1	14,88	
D 5456 H3	6,5 d = 3,5 a = 15°	10,0	3	49	D 151	1	37,26	
D 5062 H3	8,0 d = 3,0 a = 90°	2,15	3	42	D 151	1	37,26	
D 6154 H3	6,0 d = 3,5 a = 20° R = 3	10,0	3	49	D 151	1	37,26	
D 1525 H3	7,3	0,8	3	40	D 151	1	35,43	

• upon request

27/07/2012




Borazon grinding points

BS 150 ...

Features:

- Shank quenched and subsequently drawn and ground.
- Truth of running: 4 μm
- Vmax: 55.000 min^{-1}



REF	Total length	Head \varnothing	Head length	Shank \varnothing		* Grain	
						D64	D151
BS 150 0,8 4 55 *	0,8	4	3	1	9,18		
BS 150 1,0 4 55 *	1,0	4	3	1	8,84		
BS 150 1,3 4 55 *	1,3	4	3	1	10,89		
BS 150 1,5 4 55 *	1,5	4	3	1	9,95	9,18	
BS 150 1,8 4 55 *	1,8	4	3	1	9,18	8,82	
BS 150 2,0 4 55 *	2,0	4	3	1	8,84	9,18	
BS 150 2,5 4 55 *	2,5	4	3	1	9,18	9,60	
BS 150 3,5 5 55 *	3,0	5	3	1	11,65	15,08	
BS 150 3,0 4 90 *	3,0	4	6	1	15,43	14,06	
BS 150 3,5 5 55 *	3,5	5	3	1	11,65	15,08	
BS 150 4,0 5 55 *	4,0	5	3	1	13,44	14,77	
BS 150 4,0 5 90 *	4,0	5	6	1	•	•	
BS 150 5,0 5 55 *	4,0	5	3	1	13,44	15,77	
BS 150 5,0 5 90 *	5,0	5	6	1	14,77	18,17	
BS 150 6,0 7 75 *	6,0	7	6	1	15,43	18,17	
BS 150 6,0 7 90 *	6,0	7	6	1	17,83	18,52	
BS 150 8,0 8 75 *	8,0	8	6	1	20,24	25,04	
BS 150 10,0 10 90 *	10,0	10	6	1	28,48	29,15	
BS 150 12,0 10 90 *	12,0	10	10	1	28,48	•	
BS 150 15,0 10 90 *	15,0	10	10	1	33,26	41,17	

• upon request

27/07/2012



DS 150 ...

Diamond grinding points



Features:

- Shank quenched and subsequently drawn and ground.
- Truth of running: 4 µm
- Vmax: 40.000 min⁻¹

REF	Total length	Head Ø	Head length	Shank Ø		* Grain	
						D91	D151
DS 150 0,8 4 55 *	0,8	4	3	1	9,18		
DS 150 1,0 4 55 *	1,0	4	3	1	9,18		
DS 150 1,3 4 55 *	1,3	4	3	1	9,18		
DS 150 1,5 4 55 *	1,5	4	3	1	9,18	9,60	
DS 150 1,8 4 55 *	1,8	4	3	1	9,18	9,60	
DS 150 2,0 4 55 *	2,0	4	3	1	9,18	9,60	
DS 150 2,5 4 55 *	2,5	4	3	1	9,60	10,29	
DS 150 3,0 5 55 *	3,0	5	3	1	10,29	10,98	
DS 150 3,0 4 90 *	3,0	4	6	1	11,65	•	
DS 150 3,5 5 55 *	3,5	5	3	1	12,40	12,40	
DS 150 4,0 5 55 *	4,0	5	3	1	12,40	12,75	
DS 150 4,0 5 90 *	4,0	5	6	1	14,41	15,08	
DS 150 4,0 5 90 *	4,0	5	6	1	14,41	15,08	
DS 150 5,0 5 90 *	5,0	5	6	1	15,08	•	
DS 150 6,0 7 75 *	6,0	7	6	1	15,08	17,83	
DS 150 6,0 7 90 *	6,0	7	6	1	17,50	•	
DS 150 8,0 8 75 *	8,0	8	6	1	18,52	22,97	
DS 150 10,0 10 90 *	10,0	10	6	1	30,18	30,87	
DS 150 12,0 10 90 *	12,0	10	10	1	29,15	31,61	
DS 150 15,0 10 90 *	15,0	10	10	1	30,87	39,44	

S ... 20

Ceramic discs, highly flexible



Features:

- Mesh: 600 brown, 800 blue, 1000 white, 1200 red

REF	Disc Ø	Disc thickness	Bore-Ø		Grain			
					600	800	1000	1200
SPH 20	22	0,6	1,6	1	8,84			
SBH 20	22	0,6	1,6	1		8,84		
SWH 20	22	0,5	1,6	1			8,84	
SRH 20	22	0,4	1,6	1				8,84

• upon request

27/07/2012



Mandrel for ceramic discs

SM 001

Features:

- Shank-Ø: 3 mm
- Total length: 50 mm



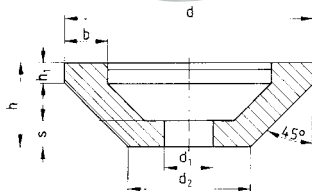
REF	€
SM 001	8,16

Diamond grinding wheels, form A

DT 12

Features:

- Electro-bond = 1
Vmax: 7.000 min⁻¹ (wet and dry grinding)
- Resin-bond = 2
Vmax: 7.000 min⁻¹ (wet grinding)
Vmax: 7.000 min⁻¹ (dry grinding)
- Metal-bond = 3
Vmax: 7.000 min⁻¹ (wet and dry grinding)



REF	Bond	d	d1	d2	h	h1	b	s		Grain	
										D 91	D 126
DT 12 1	1	100	20	56	23	-	10	10	1	173,52	173,52
DT 12 2	2	100	20	56	23	2	10	10	1	292,18	292,18
DT 12 3	3	100	20	56	23	1	10	10	1	379,19	378,85

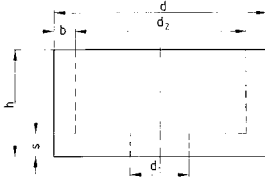
• upon request

27/07/2012




DT 13

SiCgr grinding wheels, form D



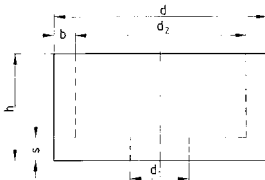
Features:

- Specially to grind solid carbide
Vmax: 30.000 min⁻¹
- Composition: 39C 60 KVS

REF	d	d1	d2	h	h1	b	s		€
DT 13	100	20	-	50	-	10	~10	1	37,06


DT 14

EKW grinding wheels, form D



Features:

- With edge hardening
Vmax: 30.000 min⁻¹
- Composition: 30A 80K 8 V74

REF	d	d1	d2	h	h1	b	s		€
DT 14	100	20	-	50	-	~10	~12.5	1	25,74

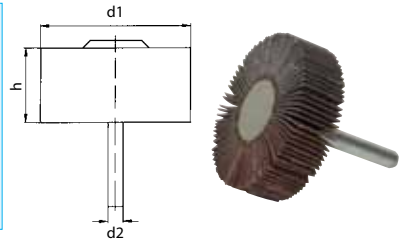



Flat grinders

FS ...

Features:

- Material: Abrasive cloth
Vmax: 35.000 min⁻¹
- For the machining of: forged steel, grey/malleable cast iron, carbon steel, deep-drawing steel, strip steel, castings, non-ferrous metals



REF	d1	d2	h	n max (min ⁻¹)		* Grain			
						80	120	180	240
FS 1010 *	10	3	10	35.000	1	1,93	1,93	1,93	1,93
FS 1510 *	15	3	10	35.000	1	1,93	1,93	1,93	1,93
FS 1515 *	15	3	15	35.000	1	1,93	1,93	1,93	1,93
FS 1520 *	15	3	20	35.000	1	1,99	1,99	1,99	1,99
FS 1525 *	15	3	25	35.000	1	2,32	2,32	2,32	2,32
FS 1530 *	15	3	30	35.000	1	2,58	2,58	2,58	2,58
FS 2003 *	20	3	3	35.000	1	2,44	2,44	2,44	2,44
FS 2005 *	20	3	5	35.000	1	2,27	2,27	2,27	2,27
FS 2010 *	20	3	10	30.000	1	2,36	2,36	2,36	2,36
FS 2015 *	20	3	15	30.000	1	2,53	2,53	2,53	2,53
FS 2020 *	20	3	20	30.000	1	2,92	2,92	2,92	2,92
FS 2025 *	20	3	25	30.000	1	3,36	3,36	3,36	3,36
FS 2030 *	20	3	30	30.000	1	3,60	3,60	3,60	3,60
FS 2503 *	25	3	3	26.000	1	2,44	2,44	2,44	2,44
FS 2505 *	25	3	5	26.000	1	2,30	2,30	2,30	2,30
FS 2510 *	25	3	10	26.000	1	2,51	2,51	2,51	2,51
FS 2515 *	25	3	15	26.000	1	2,71	2,71	2,71	2,71
FS 2520 *	25	3	20	26.000	1	2,94	2,94	2,94	2,94
FS 2525 *	25	3	25	26.000	1	3,10	3,10	3,10	3,10
FS 2530 *	25	3	30	26.000	1	3,47	3,47	3,47	3,47
FS 3005 *	30	3	5	12.000	1			1,95	1,95
FS 3010 *	30	3	10	12.000	1			2,19	2,19
FS 4010 *	40	3	10	9.000	1			2,54	2,54
FS 4015 *	40	3	15	9.000	1			2,71	2,71
FS 5010 *	50	6	10	7.000	1	2,68	2,68	2,68	2,68
FS 5015 *	50	6	15	7.000	1	3,50	3,50	3,50	3,50
FS 6015 *	60	6	15	6.000	1	3,56	3,56	3,56	3,56
FS 6020 *	60	6	20	6.000	1	3,93	3,93	3,93	3,93
FS 6030 *	60	6	30	6.000	1	4,22	4,22	4,22	4,22
FS 6040 *	60	6	40	6.000	1	5,24	5,24	5,24	5,24
FS 6050 *	60	6	50	6.000	1	6,17	6,17	6,17	6,17



FSB ...

Unwoven fabric grinders



Features:

- Material: S = silicon carbide
A = corundum
Vmax: 8.000 min⁻¹
- For the machining of: Cr-Ni and other stainless steels, castings, non-ferrous metals
- Mesh:
A 104 and S 204 = medium
A 106 and S 206 = fine
A 107 and S 207 = very fine

REF	d1	d2	h	Total length		* Grain					
						A 104	A106	A107	S204	S206	S207
FSB 4020 *	40	6	20	60	10	6,04	7,81	6,04		6,04	6,04
FSB 4030 *	40	6	30	70	10	7,08	7,08	7,08			7,08
FSB 5020 *	50	6	20	60	10	•	6,72		6,72	6,72	6,72
FSB 5030 *	50	6	30	70	10	8,16	8,16	8,16			8,16
FSB 5040 *	50	6	40	80	10	8,84	9,18	9,18			9,18
FSB 6030 *	60	6	30	70	10	8,51	8,51	8,51	8,51	8,51	8,51
FSB 6040 *	60	6	40	80	10	9,60	9,95	9,95	9,95		9,95
FSB 6050 *	60	6	50	90	10	10,29	•	10,63			10,63
FSB 8040 *	80	6	40	80	10	11,65	11,65		•	11,65	11,65
FSB 8050 *	80	6	50	90	10	12,75	13,10	13,10	13,10	13,10	13,10









Polishing/grinding pins (red)

PK 1345 ...

Features:

- Soft rubber bond - soft grinding, high surface finish quality, low chip production
- Vmax: 15.000 min⁻¹



REF	Head Ø	Head length	Shank Ø	Total length	Grain		€	Shape
PK 1345 Zy 4 8	4	8	3	38	120	20	2,46	
PK 1345 Zy 5 10	5	10	3	40	120	20	2,46	
PK 1345 Zy 6 10	6	10	3	40	120	20	2,46	
PK 1345 Zy 8 10	8	10	3	40	120	20	2,46	
PK 1345 Zy 10 10	10	10	3	40	120	20	2,46	
PK 1345 Zy 13 13	13	13	3	43	120	20	2,53	
PK 1345 Zy 13 16	13	16	3	46	120	20	2,53	
PK 1345 Zy 16 16	16	16	3	46	120	20	2,53	
PK 1345 Zy 8 16	8	16	6	56	120	20	2,53	
PK 1345 Zy 10 20	10	20	6	60	120	20	2,53	
PK 1345 Zy 13 20	13	20	6	60	120	20	2,62	
PK 1345 Zy 16 20	16	20	6	60	120	20	2,62	
PK 1345 Zy 16 32	16	32	6	72	120	20	3,30	
PK 1345 Zy 20 20	20	20	6	60	120	20	3,22	
PK 1345 Zy 20 32	20	32	6	72	120	20	3,92	
PK 1345 Zy 32 32	32	32	6	72	120	20	5,71	
PK 1345 Zy 32 10	32	10	6	50	120	20	.	
PK 1345 Zy 40 10	40	10	6	50	120	20	5,71	
PK 1345 Zy 32 16	32	16	6	56	120	20	.	
PK 1345 Zy 32 20	32	20	6	60	120	20	5,35	
PK 1345 Zy 40 20	40	20	6	60	120	20	6,04	
PK 1345 Sp 13 20	13	20	6	60	120	20	3,56	
PK 1345 Ku Ø 8	Ø 8	-	3	38	120	20	3,08	
PK 1345 Ku Ø 10	Ø 10	-	3	40	120	20	3,22	
PK 1345 Ku Ø 16	Ø 16	-	6	55	120	20	3,56	
PK 1345 Wr 16 32	16	32	6	72	120	20	4,24	
PK 1345 Ke 10 20	10	20	6	60	120	20	.	

• upon request

27/07/2012







PK 1350 ...

Polishing/grinding pins (brown)



Features:

- Soft rubber bond - soft grinding, high surface finish quality, low chip production
- Vmax: 15.000 min⁻¹

REF	Head Ø	Head length	Shank Ø	Total length	Grain		€	Shape
PK 1350 Zy 4 8	4	8	3	38	220	20	2,46	
PK 1350 Zy 5 10	5	10	3	40	220	20	2,46	
PK 1350 Zy 6 10	6	10	3	40	220	20	2,46	
PK 1350 Zy 8 10	8	10	3	40	220	20	2,46	
PK 1350 Zy 10 10	10	10	3	40	220	20	2,46	
PK 1350 Zy 13 13	13	13	3	43	220	20	2,53	
PK 1350 Zy 16 16	16	16	3	46	220	20	2,87	
PK 1350 Zy 8 16	8	16	6	56	220	20	2,53	
PK 1350 Zy 10 20	10	20	6	60	220	20	2,53	
PK 1350 Zy 13 20	13	20	6	60	220	20	2,53	
PK 1350 Zy 16 20	16	20	6	60	220	20	2,62	
PK 1350 Zy 16 32	16	32	6	72	220	20	3,30	
PK 1350 Zy 20 20	20	20	6	60	220	20	3,22	
PK 1350 Zy 20 32	20	32	6	72	220	20	3,92	
PK 1350 Zy 32 10	32	10	6	50	220	20	6,04	
PK 1350 Sp 20 32	20	32	6	60	220	20	5,35	
PK 1350 Ku Ø 16	Ø 16	-	6	55	220	20	3,56	

• upon request

27/07/2012





Polishing/grinding pins (green)

PK 1360 ...

Features:

- Soft rubber bond - soft grinding, high surface finish quality, low chip production
- Vmax 15.000 min⁻¹



REF	Head Ø	Head length	Shank Ø	Total length	Grain		€	Shape
PK 1360 Zy 4 8	4	8	3	38	280	20	2,46	
PK 1360 Zy 5 10	5	10	3	40	280	20	2,46	
PK 1360 Zy 6 10	6	10	3	40	280	20	2,46	
PK 1360 Zy 8 10	8	10	3	40	280	20	2,46	
PK 1360 Zy 10 10	10	10	3	40	280	20	2,46	
PK 1360 Zy 13 13	13	13	3	43	280	20	2,53	
PK 1360 Zy 16 16	16	16	3	46	280	20	2,53	
PK 1360 Zy 8 16	8	16	6	56	280	20	2,53	
PK 1360 Zy 10 20	10	20	6	60	280	20	2,53	
PK 1360 Zy 13 20	13	20	6	60	280	20	2,53	
PK 1360 Zy 16 20	16	20	6	60	280	20	2,62	
PK 1360 Zy 20 20	20	20	6	60	280	20	3,22	
PK 1360 Zy 20 32	20	32	6	72	280	20	3,92	
PK 1360 Zy 32 32	32	32	6	72	280	20	5,71	
PK 1360 Zy 32 10	32	10	6	50	280	20	•	
PK 1360 Zy 40 10	40	10	6	50	280	20	•	
PK 1360 Zy 32 16	32	16	6	56	280	20	•	
PK 1360 Zy 32 20	32	20	6	60	280	20	•	
PK 1360 Zy 40 20	40	20	6	60	280	20	•	



PK 1370 ... - PK 1375 ...

Polishing/grinding pins (brown)



Features:

- Hard rubber bond - grinding of cast iron, hardened, non-hardened, alloy, and non-alloy steels.
- V_{max} 15.000 min^{-1}

REF	Head \emptyset	Head length	Shank \emptyset	Total length	Grain		€	Shape	
PK 1370 Zy 4 8	4	8	3	38	100	20	2,46		
PK 1370 Zy 5 10	5	10	3	40	100	20	2,46		
PK 1370 Zy 6 10	6	10	3	40	100	20	2,46		
PK 1370 Zy 8 10	8	10	3	40	100	20	2,62		
PK 1370 Zy 8 16	8	16	6	56	100	20	2,53		
PK 1370 Zy 10 10	10	10	3	40	100	20	2,62		
PK 1370 Zy 10 13	10	13	3	43	100	20	2,53		
PK 1370 Zy 10 16	10	16	3	46	100	20	3,22		
PK 1370 Zy 10 20	10	20	6	60	100	20	2,53		
PK 1370 Zy 13 13	13	13	3	43	100	20	2,53		
PK 1370 Zy 13 16	13	16	3	46	100	20	2,53		
PK 1370 Zy 13 20	13	20	6	60	100	20	2,53		
PK 1370 Zy 16 16	16	16	3	46	100	20	2,53		
PK 1370 Zy 16 20	16	20	6	60	100	20	2,87		
PK 1370 Zy 16 32	16	32	6	72	100	20	3,30		
PK 1370 Zy 20 20	20	20	6	60	100	20	3,22		
PK 1370 Zy 20 32	20	32	6	60	100	20	3,92		
PK 1370 Zy 13 3	13	3	3	33	100	20	2,53		
PK 1370 Zy 16 4	16	4	3	34	100	20	2,53		
PK 1370 Zy 20 6	20	6	6	72	100	20	•		
PK 1370 Zy 32 10	32	10	3	36	100	20	5,35		
PK 1370 Ks 16 32	16	32	6	72	100	20	4,60		
PK 1370 Ku \emptyset 8	\emptyset 8	-	3	38	100	20	3,22		
PK 1370 Ku \emptyset 16	\emptyset 16	-	6	55	100	20	3,56		
PK 1370 Ke 20 32	20	32	6	72	100	20	5,35		
PK 1375	Set: Assortment includes all 13 single elements of the PK 1370 standard with shank \emptyset = 3 mm.							39,08	

• upon request

27/07/2012







Polishing/grinding pins (light grey)

PK 1380 ...

Features:






- Grinding of Al, Al-alloys, non ferrous metals, low- and high-alloy steels.
- $V_{max}: 15.000 \text{ min}^{-1}$








REF	Head Ø	Head length	Shank Ø	Total length	Grain		€	Shape
PK 1380 Zy 8 10	8	10	3	40	80	20	3,08	
PK 1380 Zy 10 10	10	10	3	40	80	20	3,08	
PK 1380 Zy 13 16	13	16	3	46	80	20	3,08	
PK 1380 Zy 16 16	16	16	3	46	80	20	3,56	
PK 1380 Zy 8 16	8	16	6	56	80	20	3,08	
PK 1380 Zy 10 20	10	20	6	60	80	20	3,15	
PK 1380 Zy 13 20	13	20	6	60	80	20	3,30	
PK 1380 Zy 16 20	16	20	6	60	80	20	5,00	
PK 1380 Zy 16 32	16	32	6	72	80	20	.	
PK 1380 Zy 20 20	20	20	6	60	80	20	5,00	
PK 1380 Zy 32 32	32	32	6	72	80	20	6,72	
PK 1380 Sp 20 32	20	32	6	72	80	20	6,72	
PK 1380 Ku Ø 8	Ø 8	-	3	38	80	20	3,92	



GF ... - GR ... - GS ... - GK ... Rubber carrier

REF	Head Ø	Head length	Shank Ø	Shank length	n max min ⁻¹		€	Shape
GF 35	5	10	3	25	45.000	10	4,11	
GF 37	7	12	3	25	32.000	10	4,87	
GF 40	10	15	3	25	22.000	10	5,01	
GR 35	5	10	3	25	45.000	10	4,11	
GR 37	7	12	3	25	32.000	10	4,60	
GR 40	10	15	3	25	22.000	10	5,01	
GS 35	5	11	3	25	45.000	10	4,11	
GS 37	7	13	3	25	32.000	10	4,87	
GS 40	10	15	3	25	22.000	10	4,90	
GK 15	5	15	6	40	45.000	10	5,71	
GK 25	11	25	6	40	24.000	10	5,71	

SF ... - SR ... - SS ... - SK ... Abrasive caps

REF	Cap-Ø	Cap-length	* Mesh			For		Shape
			80	150	320			
SF 35 *	5	10	0,45	0,45	0,45	GF ...	100	
SF 37 *	7	12	0,49	0,49	0,52	GF ...	100	
SF 40 *	10	15	•	0,52	0,52	GF ...	100	
SR 35 *	5	10	0,46	0,46	0,46	GR ...	100	
SR 37 *	7	12	0,52	0,52	0,53	GR ...	100	
SR 40 *	10	15	0,55	0,55	0,55	GR ...	100	
SS 35 *	5	11	0,45	0,45	0,45	GS ...	100	
SS 37 *	7	13	0,48	0,48	0,48	GS ...	100	
SS 40 *	10	15	•	0,52	0,52	GS ...	100	
SK 15 *	5	15	0,72	0,72		GK ...	100	
SK 25 *	11	25	0,77	0,77		GK ...	100	

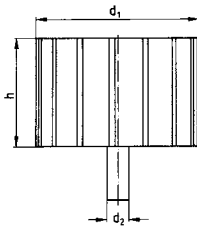
• upon request


27/07/2012



Belt carriers (hard)

R ...



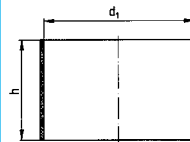
REF	d1	d2	h	n max min ⁻¹		€
R 1010	10	6	10	30.000	10	6,38
R 1020	10	6	20	30.000	10	10,29
R 1510	15	6	10	30.000	10	6,38
R 1530	15	6	30	30.000	10	10,29
R 2525	25	6	25	18.000	10	11,32
R 3020	30	6	20	13.000	10	8,51
R 3030	30	6	30	13.000	10	9,18
R 4530	45	6	30	9.000	10	10,63


Abrasive belts

S ...

Features:

- Material: Standard corundum
- For all grades of steel, cast iron, non-ferrous metals, wood



REF	d1	h	* Grain							
			40	50	60	80	150	240	320	
S 1010 *	10	10				0,70	0,70	0,70	0,70	50
S 1020 *	10	20				0,82	0,82	0,82	0,82	50
S 1510 *	15	10			0,70	0,70	0,70	0,70	0,70	50
S 1530 *	15	30		•	0,82	0,82	0,82	0,82	•	50
S 2525 *	25	25	•	•	0,91	0,91	0,91			50
S 3020 *	30	20	0,76	0,76	0,76	0,76	0,76	0,76	0,76	50
S 3030 *	30	30	0,96	0,96	0,96	0,96	0,96	0,96	0,96	50
S 4530 *	45	30	1,09	1,09	1,09	1,09	1,09	•	1,09	50

• upon request

27/07/2012



GT ...


Rubber carriers with thread



REF	Carrier-Ø	Shank-Ø	n max min ⁻¹		€
GT 620	20	6	40.000	1	18,68
GT 625	25	6	40.000	1	28,10
GT 640	40	6	30.000	1	21,05
GT 650	50	6	30.000	1	35,62
GT 675	75	6	20.000	1	23,45

SB ...

Abrasive discs internal threaded




Features:

- Material: Standard corundum
- For all tool steels

REF	Disc-Ø	* Grain						
		50	80	120	180	240		320
SB 120 *	20	0,65	0,65	0,65	0,65	•	0,65	100
SB 125 *	25	0,65	0,65	0,65	0,65	0,65	0,65	100
SB 140 *	40	0,82	0,82	0,82	0,82	0,82	0,82	100
SB 150 *	50	1,20	1,20	1,20	1,20		1,20	100
SB 175 *	75	1,57	1,57	1,57	1,57	1,17	1,57	100

SBZ ...

Abrasive discs internal threaded



Features:

- Material: zirconic-corundum
- For stainless-, nickel steels

REF	Disc-Ø	n max min ⁻¹	* Grain			
			36	80	120	
SBZ 50 *	50	20-30.000	1,77	1,77	1,77	100

• upon request

27/07/2012



Felt discs internal threaded

SBV ...

Features:

- Material: zirconium-corundum
- For metal, wood, plastic



REF	Disc-Ø	n max min ⁻¹	* Grain			
			Rough	Medium	Fine	
SBV 20 *	20	20.000	•	•	1,45	50
SBV 25 *	25	15.000	1,01	1,01	1,01	50
SBV 40 *	40	10.000	2,26	2,45	2,26	50
SBV 50 *	50	8.000	1,70	1,70	1,70	50
SBV 75 *	75	5.500	2,64	2,64	2,64	50

Rubber carriers for self-fixing abrasive discs

GPS ...



REF	Carrier-Ø	Shank-Ø	n max min ⁻¹		€
GPS 18	18	3	20.000	5	11,65
GPS 30	30	3	12.500	5	13,44
GPS 45	45	6	10.000	5	10,29
GPS 60	60	6	8.000	5	11,65
GPS 75	75	6	6.000	5	14,41

Abrasive discs, self-adhesive

PS ...

Features:

- Material: Standard corundum
- For all tool steels



REF	Disc-Ø	* Grain							
		60	80	120	150	180	240	320	
PS 18 *	21	0,15	0,14	0,19	0,15	0,15	0,15	0,15	100
PS 30 *	33	0,21	0,19	0,21	0,19	0,21	0,21		100
PS 45 *	48	0,36	0,36	0,36	0,33	0,33	0,33	0,33	100
PS 60 *	63	0,55	0,59	0,52	0,52		0,52	0,52	100
PS 75 *	78	0,78	0,78	0,78	0,78	0,78	0,78	0,78	100

• upon request


27/07/2012



F ...

Felt polishing discs, velcro




REF	Ø		€
F180	18	20	29,15
F300	30	20	59,76
F450	45	20	.

GPK ...

Rubber carriers for self-adhesive abrasive discs



REF	Carrier-Ø	Shank-Ø	n max min ⁻¹		€
GPK 18	18	3	20.000	5	5,28
GPK 30	30	3	12.500	5	5,83
GPK 45	45	6	10.000	5	6,72
GPK 60	60	6	8.000	5	8,51
GPK 75	75	6	6.000	5	9,95


PK ...

Abrasive discs, self-adhesive



Features:

- Material: Standard corundum
- For all tool steels

REF	Disc-Ø	* Grain						
		60	80	120	150	180	240	
PK 18 *	21	0,10	0,10	0,11	0,10	0,11	0,10	100
PK 30 *	33	0,18	0,18	0,18	0,18	0,18	0,18	100
PK 45 *	48	0,27	0,27	0,27	0,27	0,27	0,27	100
PK 60 *	63	0,45	0,45	0,45	0,45			100
PK 75 *	78	.	0,65	0,65	0,65			100

• upon request

27/07/2012




Carriers for self-adhesive discs

REF	∅	€
GPH 11	11	•
GPH 21	21	•
GPH 31	31	•



GPH ...

Self-adhesive felt discs

REF	∅		€
FDH 11	11	10	•
FDH 21	21	10	•
FDH 31	31	10	•



FDH ...

