




Rotor Cutters

7

EOC Normalien

A **DME** COMPANY





Rotor Cutters

- Rotor Cutters2
- Small Rotor Cutters6
- Miniature Rotor Cutters.....7



© 2012 DME



Info

Rotor cutters

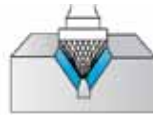


Info

Rotor cutters shapes



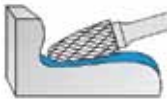
Flame shape



Cone shape 60°



Spherical shape



Arched shape



Rounded cone shape



Pointed arch shape



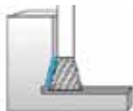
Pointed cone shape



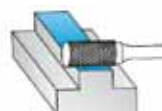
Teardrop shape



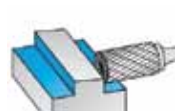
Rounded cylinder shape



Angular shape



Cylinder shape



Cross cut cylinder shape



Cone shape 90°



Rotor cutters

Info

Cross cut:

very efficient stock removal on all ferrous metals including tempered and stainless steel, creates small chips, reduces vibration and gives excellent operator control.



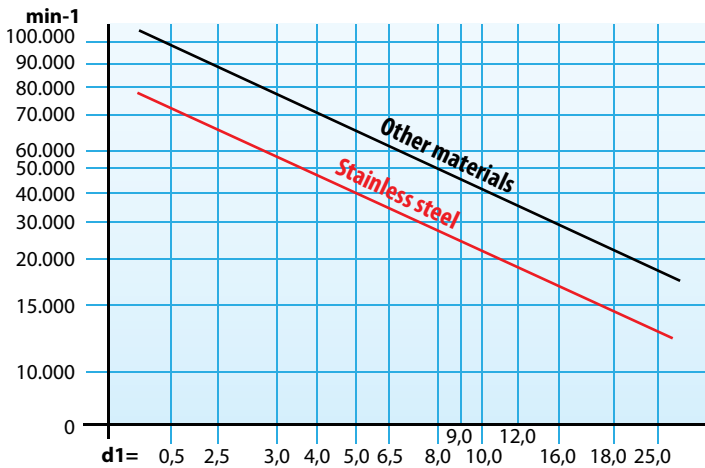
Standard cut:

very efficient stock removal for a flawless finish.



Speed recommendation

Info











FH ... / FH ...X

Rotor cutters



Features:

- Material: Solid carbide grade K 10
- Vmax 30.000 min⁻¹
- Shank: steel
- Cross cut: add "X" to REF
e.g. **FH 04X**

REF	Head Ø	Head length	Total length	Shank Ø	Shape		
FH 01	3	12	50	6		21,94	28,07
FH 02	4	16	50	6		17,15	28,07
FH 03	5	16	50	6		21,94	•
FH 04	6	16	50	6		16,80	•
FH 05	8	19	60	6		28,48	•
FH 06	9,5	19	60	6		24,69	•
FH 07	12,5	25	60	6		32,93	•
FH 08	16	25	62	6		39,08	•
FH 09	19	25	65	6		48,69	•
FH 10	25	25	65	6		121,07	•
FH 11	3	12	50	6		20,57	•
FH 12	4	16	50	6		19,55	•
FH 13	5	16	50	6		17,83	•
FH 14	6	16	50	6		18,52	•
FH 15	8	19	56	6		27,10	•
FH 16	9,5	19	56	6		21,61	•
FH 17	12,5	25	62	6		33,61	•
FH 18	16	25	62	6		39,44	75,75
FH 19	19	25	65	6		48,69	48,69
FH 20	25	25	65	6		95,00	122,47
FH 21	3	-	50	6		19,20	•
FH 22	5	-	50	6		19,20	•
FH 23	6	-	50	6		17,50	•
FH 24	8	-	50	6		21,94	•
FH 25	9,5	-	50	6		24,37	•
FH 26	12,5	-	50	6		30,52	•
FH 27	16	-	55	6		26,40	•
FH 28	19	-	69	6		49,04	•
FH 29	25	-	65	6		65,16	•
FH 30	6	16	50	6		20,57	30,85
FH 31	8	16	50	6	26,40	•	
FH 32	9,5	19	60	6	25,04	•	
FH 33	12,5	19	60	6		34,64	•
FH 34	12,5	25	62	6		40,82	•
FH 35	16	25	70	6		42,54	•
FH 36	19	25	70	6		49,39	•




• upon request

27/07/2012



Rotor cutters

FH ... / FH ...X

REF	Head Ø	Head length	Total length	Shank Ø	Shape		
FH 38	6	10	50	6		26,40	•
FH 39	9,5	16	60	6		22,97	•
FH 40	12,5	22	60	6		30,87	•
FH 41	16	25	70	6		40,22	•
FH 42	19	25	75	6		55,88	•
FH 43	6	12 $\alpha = 22^\circ$	50	6		18,52	•
FH 44	6	19 $\alpha = 14^\circ$	50	6		20,57	•
FH 45	6	25 $\alpha = 10^\circ$	60	6		23,32	35,52
FH 46	9,5	16 $\alpha = 28^\circ$	60	6		30,52	43,95
FH 47	12,5	22 $\alpha = 28^\circ$	65	6		33,61	•
FH 48	16	25 $\alpha = 31^\circ$	65	6	54,52	•	
FH 49	6	16 $\alpha = 14^\circ$	50	6	24,37	•	
FH 50	8	22 $\alpha = 14^\circ$	50	6	29,85	•	
FH 51	9,5	27 $\alpha = 14^\circ$	55	6	31,90	43,95	
FH 52	12,5	28 $\alpha = 14^\circ$	70	6	38,41	•	
FH 53	16	30 $\alpha = 14^\circ$	70	6	49,04	•	
FH 54	19	38 $\alpha = 14^\circ$	80	6	79,21	•	
FH 55	3	12	37	6	19,89	•	
FH 56	6	16	50	6	16,80	30,85	
FH 57	9,5	19	60	6	19,20	•	
FH 58	12,5	19	60	6	27,43	•	
FH 59	12,5	25	65	6	24,69	•	
FH 60	16	25	70	6	59,67	•	
FH 61	19	25	75	6	46,29	•	
FH 62	8	19	60	6	24,37	•	
FH 63	12,5	32	70	6	52,13	•	
FH 64	16	36	75	6	61,73	•	
FH 65	19	41	80	6	77,51	162,68	
FH 66	6	4 $\alpha = 60^\circ$	37	6	15,77	•	
FH 67	9,5	8 $\alpha = 60^\circ$	60	6	18,87	•	
FH 68	12,5	11 $\alpha = 60^\circ$	60	6	22,63	•	
FH 69	16	14 $\alpha = 60^\circ$	60	6	33,96	•	
FH 70	19	17 $\alpha = 60^\circ$	65	6	40,47	•	
FH 71	25	24 $\alpha = 60^\circ$	65	6	75,46	97,22	
FH 72	6	3	37	6	•	•	
FH 73	9,5	4	37	6	23,99	38,32	
FH 74	12,5	6	50	6	23,32	•	
FH 75	16	8	60	6	29,85	58,89	
FH 76	19	9,5	60	6	40,11	•	
FH 77	25	12	65	6	67,90	97,22	
FH 78	6	8 $\alpha = 10^\circ$	50	6	13,10	•	
FH 79	9,5	9 $\alpha = 13^\circ$	50	6	23,99	•	
FH 80	12,5	12 $\alpha = 28^\circ$	55	6	33,96	•	
FH 81	16	16 $\alpha = 18^\circ$	55	6	32,93	•	
FH 82	19	19 $\alpha = 30^\circ$	55	6	65,86	•	

• upon request

27/07/2012














FH 10 ... - FH 100

Small rotor cutters, carbide



Features:

- Material: carbide grade K 10
- Vmax 40.000 min⁻¹
- Cross cut: add "X" to REF
e.g. **FH 102X**

REF	Head Ø	Head length	Shank length	Shank Ø	Shape		
FH 101	6	12	38	3		15,08	24,32
FH 102	6	4,7	38	3		15,08	•
FH 103	6	12	38	3		16,13	•
FH 104	6	5	38	3		16,13	•
FH 105	6	9,5	38	3		16,13	•
FH 106	6	12	38	3		15,08	•
FH 107	6	12	38	3		15,08	•
FH 108	6	12 $\alpha = 22^\circ$	38	3		15,08	•
FH 109	6	6 $\alpha = 10^\circ$	38	3		15,08	21,49
FH 100	Set: FH 101, FH 102, FH 103, FH 104, FH 105, FH 106, FH 107, FH 108, FH 109					135,12	•

• upon request

27/07/2012



























Miniature rotor cutters, solid carbide

FH 1 ... - FH 120

Features:

- Material: Solid carbide grade K 10
- Vmax 40.000 min⁻¹
- Cross cut: add "X" to REF
e.g. **FH 121X**



REF	Head Ø	Head length	Total length	Shank Ø	Shape		
FH 119	0,5	6	38	3		14,11	•
FH 120	1,0	6	38	3		13,90	•
FH 121	1,5	6	38	3		9,37	•
FH 122	2,5	11	38	3		9,37	14,97
FH 123	3	14	38	3		9,37	•
FH 124	2,5	11	38	3		9,69	•
FH 125	3	14	38	3		9,37	•
FH 126	3	5,5	38	3		9,69	•
FH 127	3	6 $\alpha = 10^\circ$	38	3		9,69	14,97
FH 128	3	12	38	3		9,69	•
FH 130	3	9,5	38	3		9,37	•
FH 131	3	6	38	3		9,37	•
FH 132	3	2,5 $\alpha = 60^\circ$	38	3		9,69	•
FH 133	3	1,5 $\alpha = 90^\circ$	38	30		9,69	•
FH 134	3	9,5 $\alpha = 8^\circ$	38	3		9,69	•
FH 135	3	12 $\alpha = 8^\circ$	38	3		9,37	•
FH 136	3	6	38	3		12,47	•
FH 137	3	11 $\alpha = 14^\circ$	38	3		9,37	•
FH 138	3	16 $\alpha = 7^\circ$	38	3		9,69	14,97
FH 139	3	4 $\alpha = 10^\circ$	38	3		12,47	14,97
FH 140	2,5	2,5	38	3		9,37	•
FH 141	3	3	38	3		9,37	•





FH 1 ... - FH 120

Miniature rotor cutters, solid carbide



Features:

- Material: Solid carbide grade K 10
- Vmax 40.000 min⁻¹
- Cross cut: add "X" to REF
e.g. **FH 120X**

REF	Head Ø	Head length	Total length	Shank Ø	Shape		
FH 120	Set: FH 121 -> FH 141 one of each					171,48	•

FH 15 ...

Long miniature rotor cutters, solid carbide



Features:

- Material: Solid carbide grade K 10
- Vmax 40.000 min⁻¹
- Cross cut: add "X" to REF
e.g. **FH 152X**

REF	Head Ø	Head length	Total length	Shank Ø	Shape		
FH 150	3	14	75	3		17,50	•
FH 151	3	14	75	3		17,50	•
FH 152	3	3	75	3		17,50	•
FH 153	3	5,5	75	3		17,50	•
FH 154	3	12,7	75	3		17,50	•
FH 155	3	12,7	75	3		17,50	•
FH 156	3	6,3	75	3		17,50	•
FH 157	3	12,7	75	3		17,50	•
FH 158	3	11	75	3		17,50	•

RE 1370

Reducing collet




Features:

- Outside Ø = 6 mm
- Inside Ø = 3 mm

REF	€
RE 1370	

• upon request

27/07/2012



• upon request

27/07/2012

