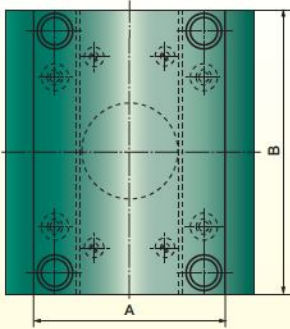
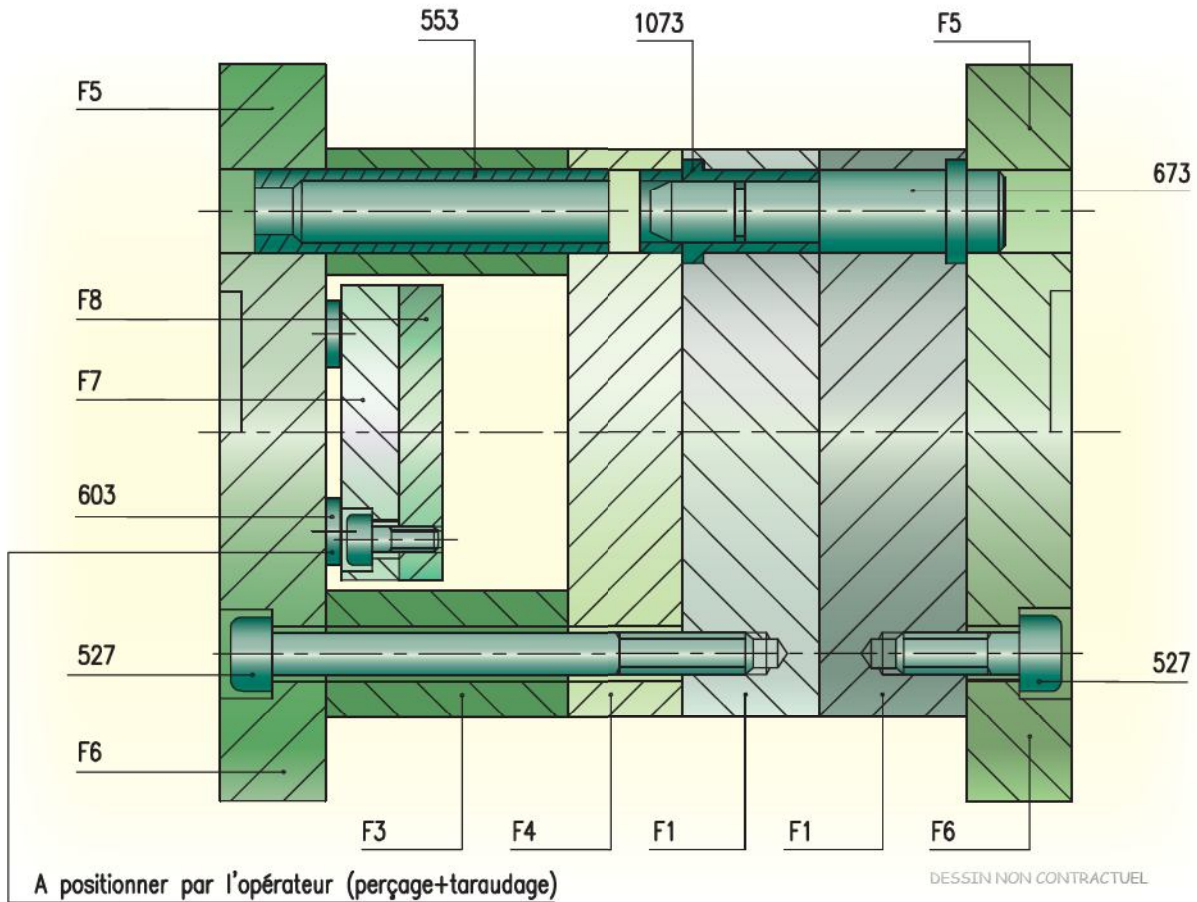


CORPS DE MOULE STANDARD

STANDARD MOULDS
STAMMFORMEN












	156	196	246	296	346	396	446	496	546	596	696	796	896	996
156														
190														
196														
218														
246														
296														
346														
396														
446														
496														
546														
596														
696														
796														

CORPS DE MOULE STANDARD

STANDARD MOULDS
STAMMFORMEN

REPERTOIRE NUMERIQUE / NUMERICAL DIRECTORY / NUMERISCHES REGISTER

	F1	156 X 156.....	206	346 X 346	256	496 X 596	306
	F1U	156 X 196.....	208	346 X 396	258	496 X 696	308
	F3	156 X 246	210	346 X 446	260	496 X 796	310
		156 X 296	212	346 X 496	262	496 X 896	312
		196 X 196.....	214	346 X 546	264	496 X 996	314
	F4	190 X 246	216	346 X 596	266	546 X 546	316
		196 X 296.....	218	346 X 696	268	546 X 596	318
		196 X 346	220	346 X 796	270	546 X 696	320
	F5	196 X 396.....	222	396 X 396	272	546 X 796	322
	F6	218 X 246.....	224	396 X 446	274	546 X 896	324
		218 X 296.....	226	396 X 496	276	546 X 996	326
	F7	246 X 246	228	396 X 546	278	596 X 596	328
		246 X 296	230	396 X 596	280	596 X 696	330
		246 X 346	232	396 X 696	282	596 X 796	332
	F8	246 X 396	234	396 X 796	284	596 X 896	334
		246 X 446	236	396 X 896	286	596 X 996	336
		246 X 496	238	446 X 446	288	696 X 696	338
	F9	296 X 296	240	446 X 496	290	696 X 796	340
		296 X 346	242	446 X 546	292	696 X 896	342
		296 X 396	244	446 X 596	294	696 X 996	344
	F10	296 X 446	246	446 X 696	296	796 X 796	346
		296 X 496	248	446 X 796	298	796 X 896	348
		296 X 546	250	446 X 896	300	796 X 996	350
	FE	296 X 596	252	496 X 496	302		
		296 X 696	254	496 X 546	304		

PLAQUES ISOLANTES " MOULISOL® " REF. 9881352
 INSULATED SHEET " MOULISOL® " REF. 9881
 ISOLIER PLATTEN " MOULISOL® " REF. 9881

DEMANDE DE DEVIS OU BON DE COMMANDE353
 INQUIRY OR ORDER FORM
 ANFRAGE ODER AUFTRAG

MATERIAUX355
 MATERIALS
 MATERIAL

TOLERANCE355
 TOLERANCE
 TOLERANZ

CORPS DE MOULE STANDARD

STANDARD MOULDS
STAMMFORMEN



156 x 156

156x156 F1 E=017 Mat.:1730

156156F10171730

Tenus en stock / Supply from stock /
Lieferung ab Lager : Mat. 1730, 2312

E	Mat.						
	1730	2312	2162	2767	2311	2343	2085
017							
022							
027							
036							
046							
056							
066							
076							

E	T1
17	17
22	22
≥27	15

Mat. F1U : 2162, 2767, 2343

E	Mat.	
	1730	2085
046		
056		
076		

E	Mat.		
	1730	2312	2085
027			
036			

E	Mat.		
	1730	2312	2085
F5			
022			
027			
F6			
022			
027			

E	Mat.		
	1730	2312	2085
017			
022			

E	Mat.		
	1730	2312	2085
017			
022			

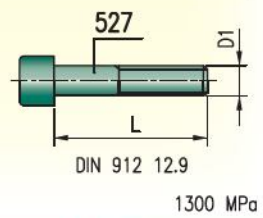
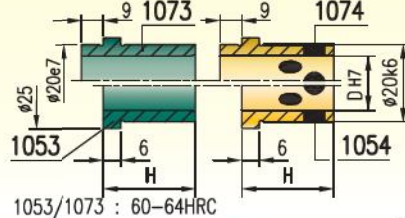
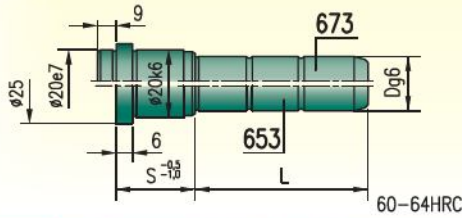
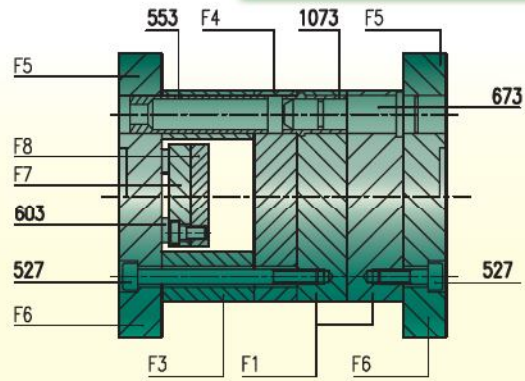
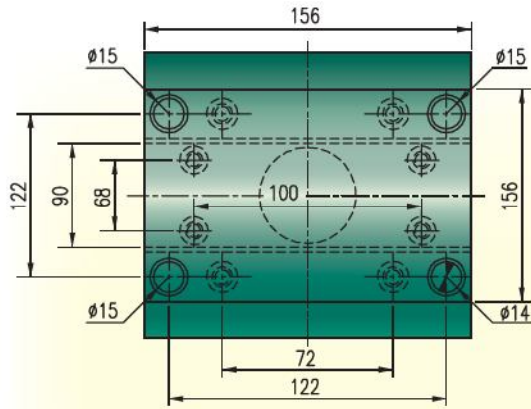
E	Mat.		
	1730	2312	2085
017			

E	Mat.	
	1730	2085
009		

E	T-X-Y	
	F1-E	sur demande - délai supplémentaire 2 jours ouvrés / on request - Period of 2 working days / auf Anfrage - Frist von 2 Werktagen

CORPS DE MOULE STANDARD

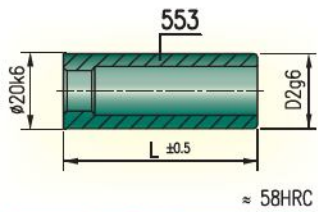
STANDARD MOULDS
STAMMFORMEN



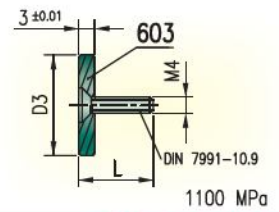
673		REF. 673 D=15 S=36 L=65		673-15-36-65	
653		REF. 653 D=14/15 S=36 L=65		653-14-36-65	
D=14/15					
S	L	673	653	S	L
17	35		36	20	
	55			35	
	75			40	116
	95			45	75
22	20			55	
	30			65	
	35			75	
	40			95	
	45			125	
	50			155	
	55		46	20	
	65			35	
	70			45	
	90			65	
	110			85	
	125			105	
	150			125	
27	20			145	
	30		56	20	
	35			35	
	40			55	
	45			75	
	55			95	
	65			135	
	85		66	55	
	105			65	
	125			95	
	145			125	
	165		76	55	
				95	
			86	55	
				95	

1073-1074		REF. 1073 D=15 H=27		1073-15-27	
1053-1054		REF. 1053 D=14/15 H=27		1053-14-27	
D	H	1073	1074	1053	1054
14	17				
15	22				
	27				
	36				
	46				
	56				
	66				
	76				
	86				
	96				
	116				

527		REF. 527 D1=10 L=50		527-10-50	
D1	L	D1	L	D1	L
8	16				
10	16			10	140
	20				150
	25				180
	30				200
	35				220
	40				240
	45				300
	50				
	55				
	60				
	65				
	70				
	75				
	80				
	90				
	100				
	110				
	120				
	130				



553		REF. 553 D2=20 L=60		553-20-60	
D2	L	D2	L	D2	L
20	30			20	140
	40				160
	60				
	80				
	100				
	120				



603		REF. 603 D3=16 L=12		603-16-12	
D3	L	D3	L	D3	L
16	12				
25	12				

CORPS DE MOULE STANDARD

STANDARD MOULDS
STAMMFORMEN



156 x 196

156x196 F1 E=017 Mat.:1730

156196F10171730

Tenus en stock / Supply from stock /
Lieferung ab Lager : Mat. 1730, 2312

E	Mat.						
	1730	2312	2162	2767	2311	2343	2085
017							
022							
027							
036							
046							
056							
066							
076							

E	T1
17	17
22	22
≥27	15

Mat. F1U : 2162, 2767, 2343

E	Mat.	
	1730	2085
046		
056		
076		

E	Mat.		
	1730	2312	2085
027			
036			

E	Mat.		
	1730	2312	2085
F5			
022			
027			
F6			
022			
027			

E	Mat.		
	1730	2312	2085
017			
022			

E	Mat.		
	1730	2312	2085
017			
022			

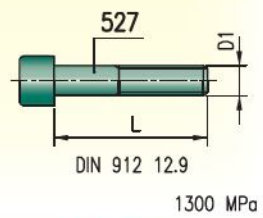
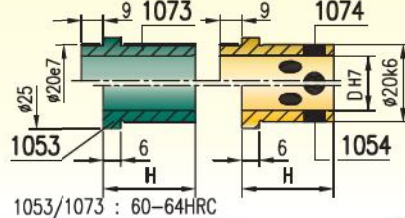
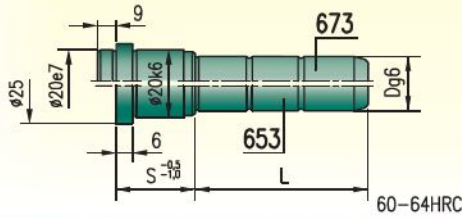
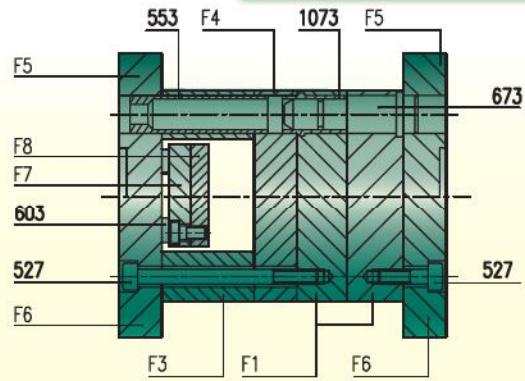
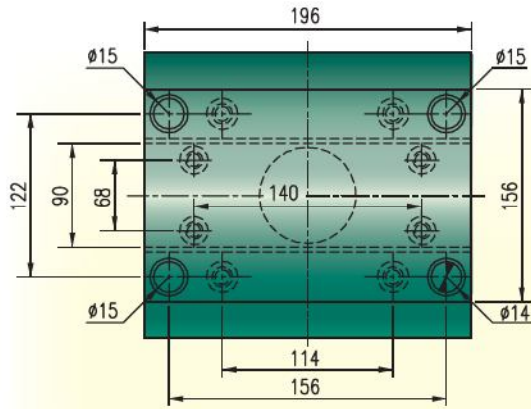
E	Mat.		
	1730	2312	2085
017			

E	Mat.	
	1730	2085
009		

E	T-X-Y	
	F1-E	
		sur demande - délai supplémentaire 2 jours ouvrés / on request - Period of 2 working days / auf Anfrage - Frist von 2 Werktagen

CORPS DE MOULE STANDARD

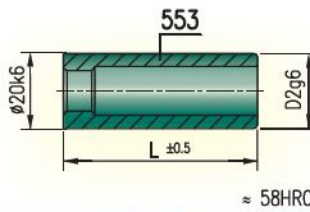
STANDARD MOULDS
STAMMFORMEN



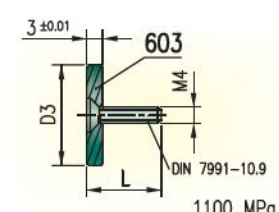
673		REF. 673 D=15 S=36 L=65		673-15-36-65	
653		REF. 653 D=15 S=36 L=65		653-15-36-65	
D=14/15					
S	L	673	653	S	L
17	35		36	20	
	55			35	
	75			40	116
	95			45	75
22	20			55	
	30			65	
	35			75	
	40			95	
	45			125	
	50			155	
	55		46	20	
	65			35	
	70			45	
	90			65	
	110			85	
	125			105	
	150			125	
27	20			145	
	30		56	20	
	35			35	
	40			55	
	45			75	
	55			95	
	65			135	
	85		66	55	
	105			65	
	125			95	
	145			125	
	165		76	55	
				95	
			86	55	
				95	

1073-1074		1073 D=15 H=27		1073-15-27	
1053-1054		1053 D=15 H=27		1053-15-27	
D	H	1073	1074	1053	1054
14	17				
15	22				
	27				
	36				
	46				
	56				
	66				
	76				
	86				
	96				
	116				

527		527 D1=10 L=50		527-10-50	
D1	L	D1	L		
8	16				
10	16			10	140
	20				150
	25				180
	30				200
	35				220
	40				240
	45				300
	50				
	55				
	60				
	65				
	70				
	75				
	80				
	90				
	100				
	110				
	120				
	130				



553		553 D2=20 L=60		553-20-60	
D2	L	D2	L		
20	30	20	140		
	40		160		
	60				
	80				
	100				
	120				



603		603 D3=16 L=12		603-16-12	
D3	L				
16	12				
25					

CORPS DE MOULE STANDARD

STANDARD MOULDS
STAMMFORMEN



156 x 246

156x246 F1 E=017 Mat.=1730

156246F10171730

Tenus en stock / Supply from stock /
Lieferung ab Lager : Mat. 1730, 2312

E	Mat.						
	1730	2312	2162	2767	2311	2343	2085
017							
022							
027							
036							
046							
056							
066							
076							

E	T1
17	17
22	22
≥27	15

Mat. F1U : 2162, 2767, 2343

E	Mat.	
	1730	2085
046		
056		
076		

E	Mat.		
	1730	2312	2085
027			
036			

E	Mat.		
	1730	2312	2085
F5			
022			
027			
F6			
022			
027			

E	Mat.		
	1730	2312	2085
017			
022			

E	Mat.		
	1730	2312	2085
017			
022			

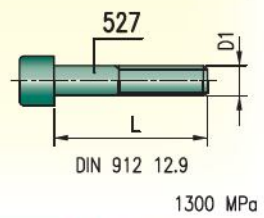
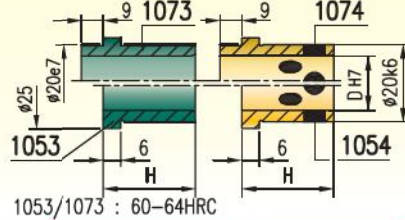
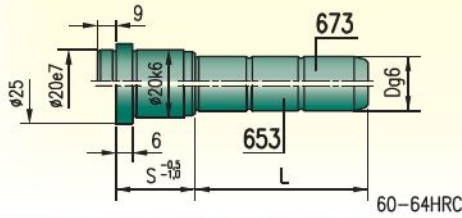
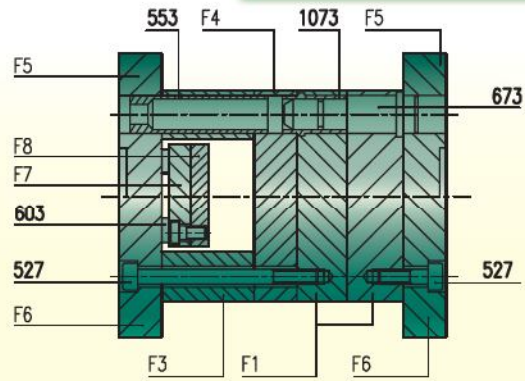
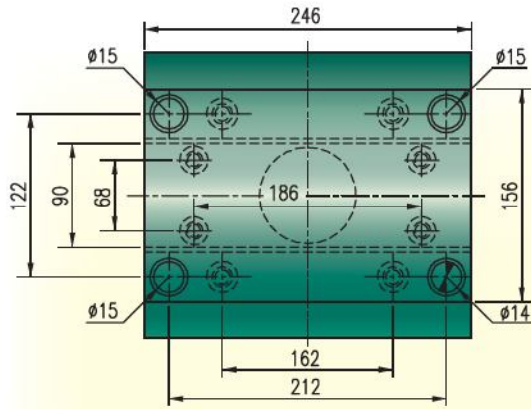
E	Mat.		
	1730	2312	2085
017			

E	Mat.	
	1730	2085
009		

E	T-X-Y	
	F1-E	
	sur demande - délai supplémentaire 2 jours ouvrés / on request - Period of 2 working days / auf Anfrage - Frist von 2 Werktagen	

CORPS DE MOULE STANDARD

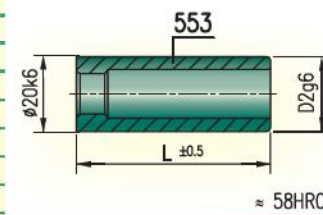
STANDARD MOULDS
STAMMFORMEN



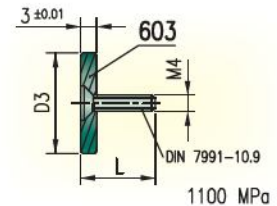
673		REF. 673 D=15 S=36 L=65 673-15-36-65									
653		D=14/15									
S	L	673	653	S	L	673	653	S	L	673	653
17	35			36	20			96	55		
	55				35				95		
	75				40			116	75		
	95				45						
22	20				55						
	30				65						
	35				75						
	40				95						
	45				125						
	50				155						
	55			46	20						
	65				35						
	70				45						
	90				65						
	110				85						
	125				105						
	150				125						
27	20				145						
	30			56	20						
	35				35						
	40				55						
	45				75						
	55				95						
	65				135						
	85			66	55						
	105				65						
	125				95						
	145				125						
	165			76	55						
					95						
				86	55						
					95						

1073-1074		1073 D=15 H=27 1073-15-27			
1053-1054		1053 D=15 H=27 1053-15-27			
D	H	1073	1074	1053	1054
14	17				
15	22				
	27				
	36				
	46				
	56				
	66				
	76				
	86				
	96				
	116				

527		527 D1=10 L=50 527-10-50	
D1	L	D1	L
8	16		
10	16		
	20		
	25		
	30		
	35		
	40		
	45		
	50		
	55		
	60		
	65		
	70		
	75		
	80		
	90		
	100		
	110		
	120		
	130		



553		553 D2=20 L=60 553-20-60	
D2	L	D2	L
20	30	20	140
	40		160
	60		
	80		
	100		
	120		



603		603 D3=16 L=12 603-16-12	
D3	L		
16	12		
25			

CMS OXA®

CORPS DE MOULE STANDARD

STANDARD MOULDS
STAMMFORMEN



156 x 296

156x296 F1 E=022 Mat.=1730

156296F10221730

Tenus en stock / Supply from stock /
Lieferung ab Lager : Mat. 1730, 2312

E	Mat.					
	1730	2312	2162	2311	2085	
022						
027						
036						
046						
056						
066						
076						

E		T1	
22	22		
≥27	15		

Mat. F1U : 2162

E	Mat.	
	1730	2085
046		
056		
076		

E	Mat.		
	1730	2312	2085
027			
036			

E	Mat.		
	1730	2312	2085
F5			
027			
F6			
027			

E	Mat.		
	1730	2312	2085
022			

E	Mat.		
	1730	2312	2085
022			

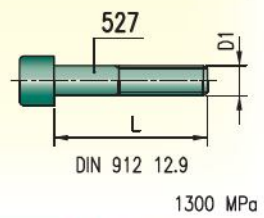
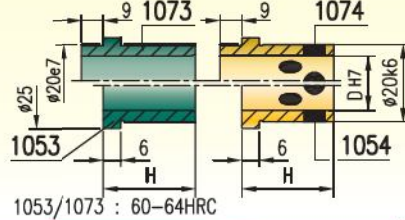
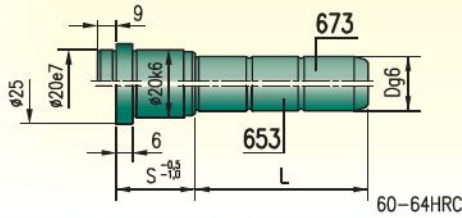
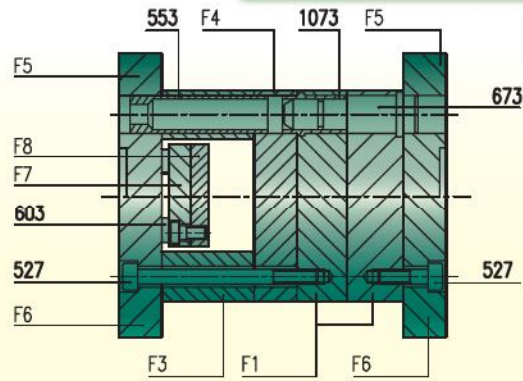
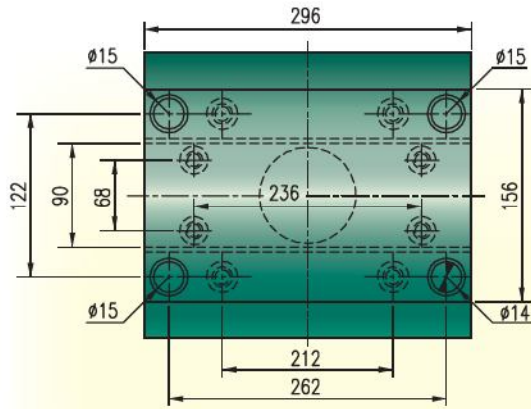
E	Mat.		
	1730	2312	2085
017			

E	Mat.	
	1730	2085
012		

E	T-X-Y	
	F1-E	sur demande - délai supplémentaire 2 jours ouvrés / on request - Period of 2 working days / auf Anfrage - Frist von 2 Werktagen

CORPS DE MOULE STANDARD

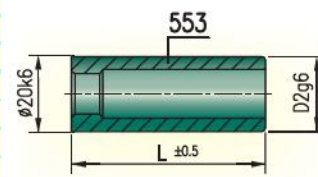
STANDARD MOULDS
STAMMFORMEN



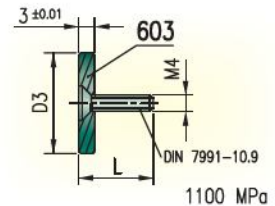
673		REF. 673 D=15 S=36 L=65		673-15-36-65	
653					
D=14/15					
S	L	673	653	S	L
17	35		36	20	
	55			35	
	75			40	
	95			45	
22	20			55	
	30			65	
	35			75	
	40			95	
	45			125	
	50			155	
	55		46	20	
	65			35	
	70			45	
	90			65	
	110			85	
	125			105	
	150			125	
27	20			145	
	30		56	20	
	35			35	
	40			55	
	45			75	
	55			95	
	65			135	
	85		66	55	
	105			65	
	125			95	
	145			125	
	165		76	55	
				95	
			86	55	
				95	

1073-1074		1073 D=15 H=27		1073-15-27	
1053-1054					
D=14/15					
D	H	1073	1074	1053	1054
14	17				
15	22				
	27				
	36				
	46				
	56				
	66				
	76				
	86				
	96				
	116				

527		527 D1=10 L=50		527-10-50	
D1	L	D1	L		
8	16				
10	16			10	140
	20				150
	25				180
	30				200
	35				220
	40				240
	45				300
	50				
	55				
	60				
	65				
	70				
	75				
	80				
	90				
	100				
	110				
	120				
	130				



553		553 D2=20 L=60		553-20-60	
D2	L	D2	L		
20	30	20	140		
	40		160		
	60				
	80				
	100				
	120				



603		603 D3=16 L=12		603-16-12	
D3	L				
16	12				
25					

CMS OXA®

CORPS DE MOULE STANDARD

STANDARD MOULDS
STAMMFORMEN



196 x 196

196x196 F1 E=022 Mat.=1730

196196F10221730

Tenus en stock / Supply from stock /
Lieferung ab Lager : Mat. 1730, 2312

E	Mat.						
	1730	2312	2162	2767	2311	2343	2085
017							
022							
027							
036							
046							
056							
066							
076							
086							
096							

F1	F1U	E	T1
		17	17
		22	22
		≥27	15

Mat. F1U : 2162, 2767, 2343

E	Mat.	
	1730	2085
046		
056		
076		

E	Mat.		
	1730	2312	2085
027			
036			

E	Mat.		
	1730	2312	2085
F5			
022			
027			
F6			
022			
027			

E	Mat.		
	1730	2312	2085
017			
022			

E	Mat.		
	1730	2312	2085
017			
022			

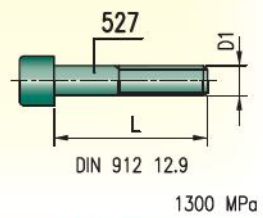
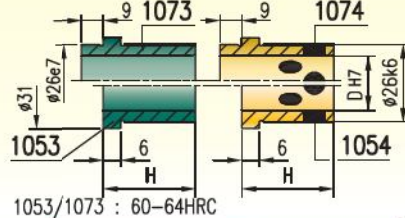
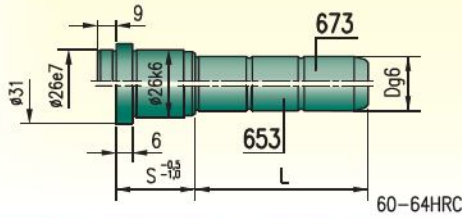
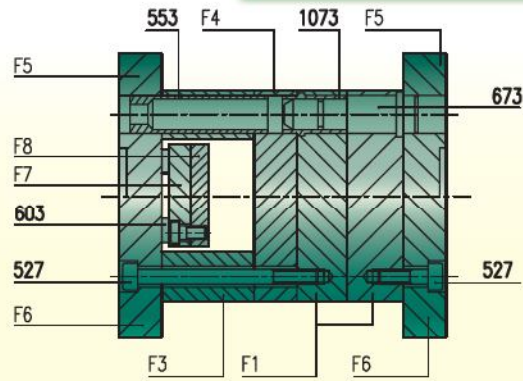
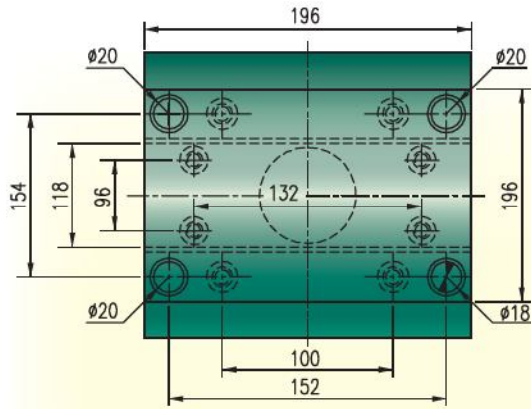
E	Mat.		
	1730	2312	2085
017			

E	Mat.	
	1730	2085
012		

E	T-X-Y		
	F1-E	sur demande - délai supplémentaire 2 jours ouvrés / on request - Period of 2 working days / auf Anfrage - Frist von 2 Werktagen	

CORPS DE MOULE STANDARD

STANDARD MOULDS
STAMMFORMEN



673 REF. 673 D=18 S=66 L=75 **673-18-66-75**

653

D=18/20

S	L	673	653	S	L	673	653	S	L	673	653
17	35			36	20			66	35		
	55				35				55		
	75				40				75		
	120				45				95		
22	20				50				145		
	35				55			76	55		
	40				60				75		
	45				65				95		
	50				70				135		
	55				75			86	55		
	60				80				75		
	65				95				95		
	70				115				125		
	80				135			96	55		
	85				165				95		
	115				225			116	75		
27	20				255				115		
	35			46	20			136	135		
	40				35						
	45				45						
	50				65						
	55				85						
	60				105						
	65				135						
	70				165						
	80				245						
	85			56	20						
	105				35						
	125				55						
	165				75						
	225				95						
	245				155						

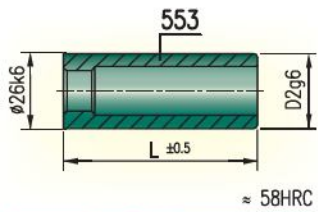
1073-1074 1074 D=20 H=66 **1074-20-66**

1053-1054 **1053-20-66**

D	H	1073	1074	1053	1054
18	17				
20	22				
	27				
	36				
	46				
	56				
	66				
	76				
	86				
	96				
	116				
	136				

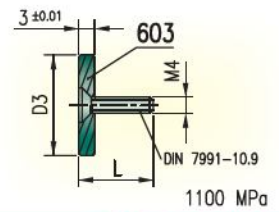
527 527 D1=10 L=50 **527-10-50**

D1	L	D1	L
8	16		
10	16		
	20		
	25		
	30		
	35		
	40		
	45		
	50		
	55		
	60		
	65		
	70		
	75		
	80		
	90		
	100		
	110		
	120		
	130		



553 553 D2=26 L=80 **553-26-80**

D2	L	D2	L
26	30	26	140
	40		160
	60		180
	80		
	100		
	120		



603 603 D3=16 L=12 **603-16-12**

D3	L
16	12
25	

CORPS DE MOULE STANDARD

STANDARD MOULDS
STAMMFORMEN



190 x 246

190x246 F1 E=022 Mat.=1730

190246F10221730

Tenus en stock / Supply from stock /
Lieferung ab Lager : Mat. 1730, 2312

F1 F1U	E	Mat.						
		1730	2312	2162	2767	2311	2343	2085
	017							
	022							
	027							
	036							
	046							
	056							
	066							
	076							
	086							
	096							

Mat. F1U : 2162, 2767, 2343

F3	E	Mat.	
		1730	2085
	046		
	056		
	076		

F4	E	Mat.		
		1730	2312	2085
	027			
	036			

F5 F6	E	Mat.		
		1730	2312	2085
	F5			
	022			
	027			
	F6			
	022			
	027			

F9	E	Mat.		
		1730	2312	2085
	017			
	022			

F10	E	Mat.		
		1730	2312	2085
	017			
	022			

F7	E	Mat.		
		1730	2312	2085
	017			

F8	E	Mat.	
		1730	2085
	012		

FE	E	T-X-Y

CORPS DE MOULE STANDARD

STANDARD MOULDS
STAMMFORMEN



196 x 296

196x296 F1 E=022 Mat.=1730

196296F10221730

Tenus en stock / Supply from stock /
Lieferung ab Lager : Mat. 1730, 2312

F1 F1U	E	Mat.						
		1730	2312	2162	2767	2311	2343	2085
	017							
	022							
	027							
	036							
	046							
	056							
	066							
	076							
	086							
	096							

E	T1
17	17
22	22
≥27	18

Mat. F1U : 2162, 2767, 2343

F3	E	Mat.	
		1730	2085
	056		
	076		
	096		

F4	E	Mat.		
		1730	2312	2085
	036			

F5 F6	E	Mat.		
		1730	2312	2085
	F5			
	027			
	036			
	F6			
	027			
	036			

F9	E	Mat.		
		1730	2312	2085
	022			
	027			

F10	E	Mat.		
		1730	2312	2085
	022			
	027			

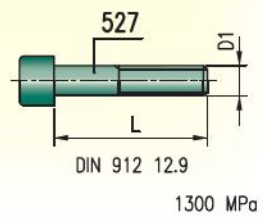
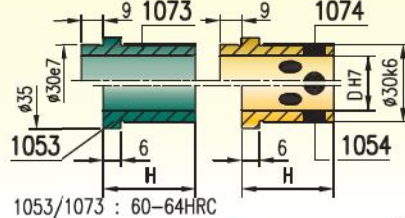
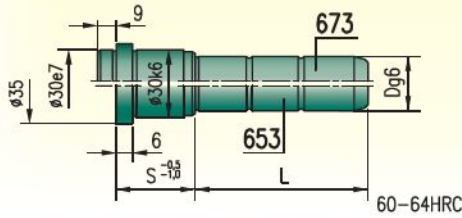
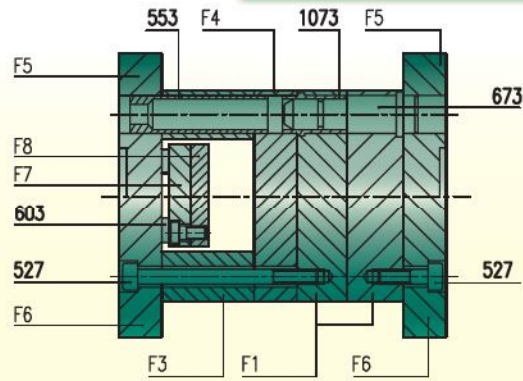
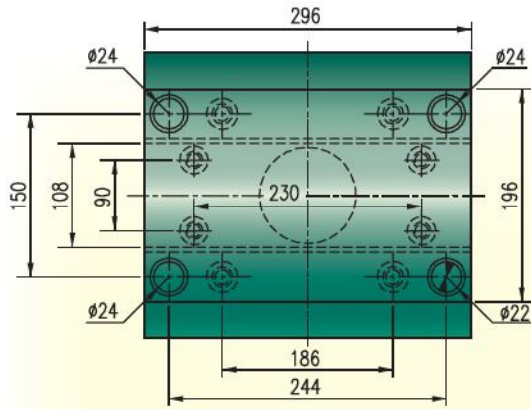
F7	E	Mat.		
		1730	2312	2085
	017			

F8	E	Mat.	
		1730	2085
	012		

FE	E	T-X-Y
		F1-E

CORPS DE MOULE STANDARD

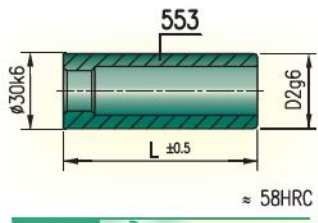
STANDARD MOULDS
STAMMFORMEN



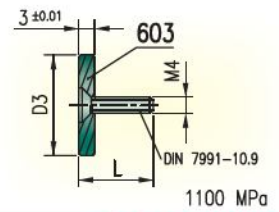
673		REF. 653 D=24 S=46 L=25		653		653-24-46-25	
D=22/24							
S	L	673	653	S	L	673	653
17	35		36	95		66	35
	55			115			55
	75			135			75
22	35			165			95
	55			205			155
	75			245		76	25
	105			285			45
	130		46	25			55
27	25			35			75
	35			45			95
	45			50			115
	50			60			145
	60			65		86	55
	65			70			75
	70			80			95
	80			85			135
	85			105		96	55
	105			125			75
	125			165			95
	165			205			125
	205		56	25		116	75
	245			35			115
	285			45			155
36	25			55		136	95
	35			75			135
	45			95		156	155
	50			115			
	55			165			
	60			205			
	70						
	75						
	80						

1073-1074		1053 D=24 H=17		1053-1054		1053-24-17	
D	H	1073	1074	1053	1054		
22	17						
24	22						
	27						
	36						
	46						
	56						
	66						
	76						
	86						
	96						
	116						
	136						
	156						

527		527 D1=12 L=75		527-12-75	
D1	L	D1	L		
8	16			12	140
	20				150
12	20				160
	25				180
	30				200
	35				220
	40				240
	45				300
	50				350
	55				
	60				
	65				
	70				
	75				
	80				
	90				
	100				
	110				
	120				
	130				



553		553 D2=30 L=40		553-30-40	
D2	L	D2	L		
30	40	30	160		
	60		180		
	80		200		
	100		240		
	120				
	140				



603		603 D3=16 L=12		603-16-12	
D3	L				
16	12				
25					

CORPS DE MOULE STANDARD

STANDARD MOULDS
STAMMFORMEN



196 x 346

196x346 F1 E=022 Mat.=1730

196346F10221730

Tenus en stock / Supply from stock /
Lieferung ab Lager : Mat. 1730, 2312

F1 F1U	E	Mat.						
		1730	2312	2162	2767	2311	2343	2085
	017							
	022							
	027							
	036							
	046							
	056							
	066							
	076							
	086							
	096							

E	T1
17	17
22	22
≥27	18

Mat. F1U : 2162, 2767, 2343

F3	E	Mat.	
		1730	2085
	056		
	076		
	096		

F4	E	Mat.		
		1730	2312	2085
	036			

F5 F6	E	Mat.		
		1730	2312	2085
	F5			
	027			
	036			
	F6			
	027			
	036			

F9	E	Mat.		
		1730	2312	2085
	022			
	027			

F10	E	Mat.		
		1730	2312	2085
	022			
	027			

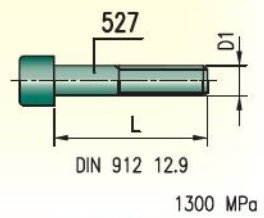
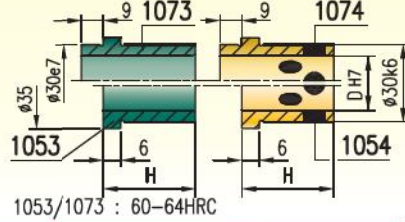
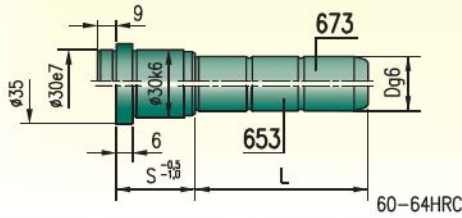
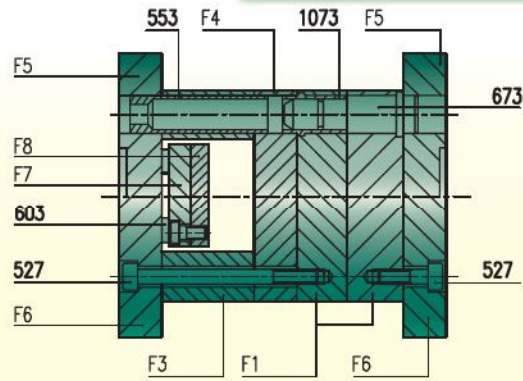
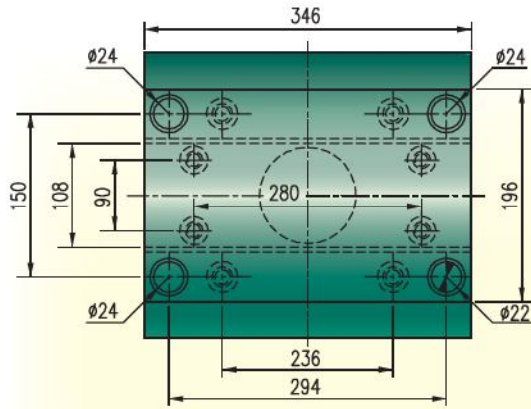
F7	E	Mat.		
		1730	2312	2085
	017			

F8	E	Mat.	
		1730	2085
	012		

FE	E	T-X-Y

CORPS DE MOULE STANDARD

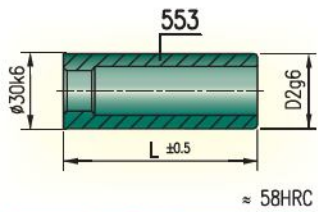
STANDARD MOULDS
STAMMFORMEN



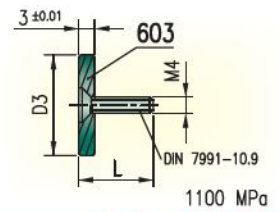
673		REF. 653 D=24 S=46 L=25		653		653-24-46-25	
D=22/24							
S	L	673	653	S	L	673	653
17	35		36	95		66	35
	55			115			55
	75			135			75
22	35			165			95
	55			205			155
	75			245		76	25
	105			285			45
	130		46	25			55
27	25			35			75
	35			45			95
	45			50			115
	50			60			145
	60			65		86	55
	65			70			75
	70			80			95
	80			85			135
	85			105		96	55
	105			125			75
	125			165			95
	165			205			125
	205		56	25		116	75
	245			35			115
	285			45			155
36	25			55		136	95
	35			75			135
	45			95		156	155
	50			115			
	55			165			
	60			205			
	70						
	75						
	80						

1073-1074		1053 D=24 H=17		1053-1054		1053-24-17	
D	H	1073	1074	1053	1054		
22	17						
24	22						
	27						
	36						
	46						
	56						
	66						
	76						
	86						
	96						
	116						
	136						
	156						

527		527 D1=12 L=75		527-12-75	
D1	L	D1	L		
8	16				
	20				
12	20				
	25				
	30				
	35				
	40				
	45				
	50				
	55				
	60				
	65				
	70				
	75				
	80				
	90				
	100				
	110				
	120				
	130				



553		553 D2=30 L=40		553-30-40	
D2	L	D2	L		
30	40				
	60				
	80				
	100				
	120				
	140				



603		603 D3=16 L=12		603-16-12	
D3	L				
16	12				
25					

CORPS DE MOULE STANDARD

STANDARD MOULDS
STAMMFORMEN



196 x 396

196x396 F1 E=027 Mat.=1730

196396F10271730

Tenus en stock / Supply from stock /
Lieferung ab Lager : Mat. 1730, 2312

F1 F1U	E	Mat.					
		1730	2312	2162	2311	2085	
	027						
	036						
	046						
	056						
	066						
	076						
	086						
096							

Mat. F1U : 2162

F3	E	Mat.	
		1730	2085
	056		
	076		
	096		

F4	E	Mat.		
		1730	2312	2085
	036			

F5 F6	E	Mat.		
		1730	2312	2085
	F5			
	036			
	F6			
	036			

F9	E	Mat.		
		1730	2312	2085
	027			

F10	E	Mat.		
		1730	2312	2085
	027			

F7	E	Mat.		
		1730	2312	2085
	022			

F8	E	Mat.	
		1730	2085
	017		

FE	E	T-X-Y
		F1-E

CORPS DE MOULE STANDARD

STANDARD MOULDS
STAMMFORMEN



218 x 246

218x246 F1 E=027 Mat.=1730

218246F10271730

Tenus en stock / Supply from stock /
Lieferung ab Lager : Mat. 1730, 2312

E	Mat.					2085
	1730	2312	2162	2767	2311	
017						
022						
027						
036						
046						
056						
066						
076						
086						
096						

E		T1	
17	17		
22	22		
≥27	15		

Mat. F1U : 2162, 2767

E	Mat.	
	1730	2085
046		
056		
076		

E	Mat.		
	1730	2312	2085
027			
036			

E	Mat.		
	1730	2312	2085
F5			
022			
027			
F6			
022			
027			

E	Mat.		
	1730	2312	2085
017			
022			

E	Mat.		
	1730	2312	2085
017			
022			

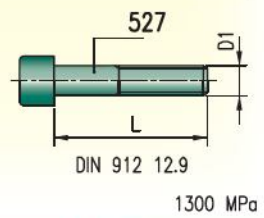
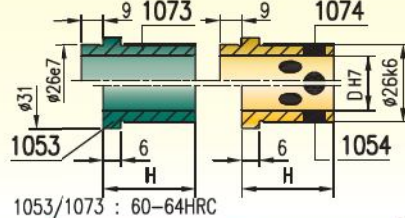
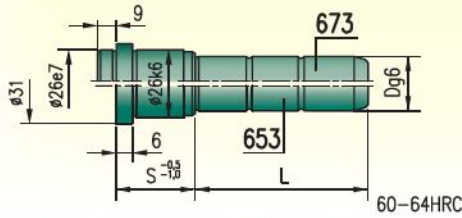
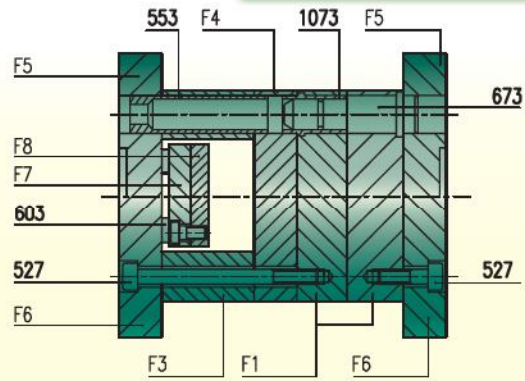
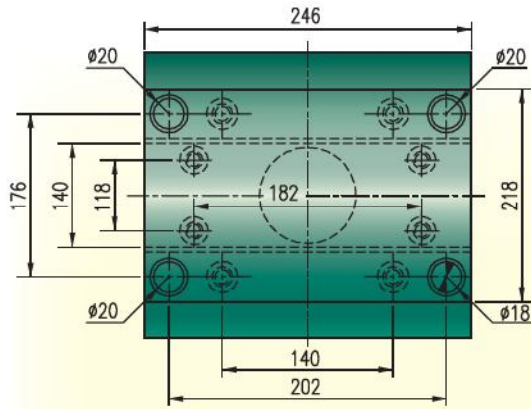
E	Mat.		
	1730	2312	2085
017			

E	Mat.	
	1730	2085
012		

E	T-X-Y	
	F1-E	sur demande - délai supplémentaire 2 jours ouvrés / on request - Period of 2 working days / auf Anfrage - Frist von 2 Werktagen

CORPS DE MOULE STANDARD

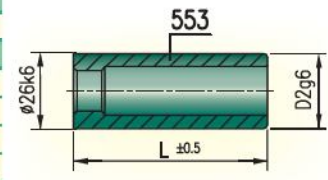
STANDARD MOULDS
STAMMFORMEN



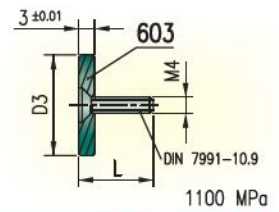
673		REF. 673 D=18 S=66 L=75		673-18-66-75	
653		REF. 653 D=18/20 S=66 L=75		653-18-66-75	
D=18/20					
S	L	673	653	S	L
17	35			36	20
	55				35
	75				40
	120				45
22	20				50
	35				55
	40				60
	45				65
	50				70
	55				75
	60				80
	65				95
	70				115
	80				135
	85				165
	115				225
27	20				255
	35			46	20
	40				35
	45				45
	50				65
	55				85
	60				105
	65				135
	70				165
	80				245
	85			56	20
	105				35
	125				55
	165				75
	225				95
	245				155

1073-1074		1074 D=20 H=66		1074-20-66	
1053-1054		1054 D=20 H=66		1054-20-66	
D	H	1073	1074	1053	1054
18	17				
20	22				
	27				
	36				
	46				
	56				
	66				
	76				
	86				
	96				
	116				
	136				

527		527 D1=10 L=50		527-10-50	
D1	L	D1	L	D1	L
8	16				
10	16				
	20				
	25				
	30				
	35				
	40				
	45				
	50				
	55				
	60				
	65				
	70				
	75				
	80				
	90				
	100				
	110				
	120				
	130				



553		553 D2=26 L=80		553-26-80	
D2	L	D2	L	D2	L
26	30			26	140
	40				160
	60				180
	80				
	100				
	120				



603		603 D3=16 L=12		603-16-12	
D3	L	D3	L	D3	L
16	12				
25	12				

CMS OXA®

CORPS DE MOULE STANDARD

STANDARD MOULDS
STAMMFORMEN



218 x 296

218x296 F1 E=027 Mat=1730

218296F10271730

Tenus en stock / Supply from stock /
Lieferung ab Lager : Mat. 1730, 2312

F1 F1U	E	Mat.					
		1730	2312	2162	2767	2311	2085
	017						
	022						
	027						
	036						
	046						
	056						
	066						
	076						
	086						
096							

Mat. F1U : 2162, 2767

F3	E	Mat.	
		1730	2085
	056		
	076		
	096		

F4	E	Mat.		
		1730	2312	2085
	027			
	036			

F5 F6	E	Mat.		
		1730	2312	2085
	F5			
	027			
	036			
F6	027			
	036			

F9	E	Mat.		
		1730	2312	2085
	022			
	027			

F10	E	Mat.		
		1730	2312	2085
	022			
	027			

F7	E	Mat.		
		1730	2312	2085
	017			

F8	E	Mat.	
		1730	2085
	012		

FE	E	T-X-Y

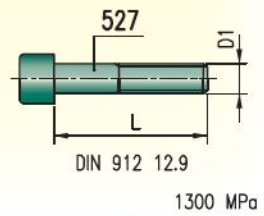
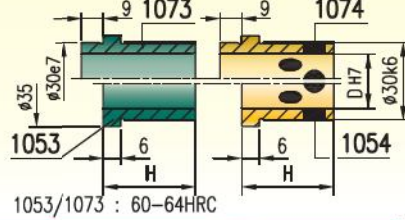
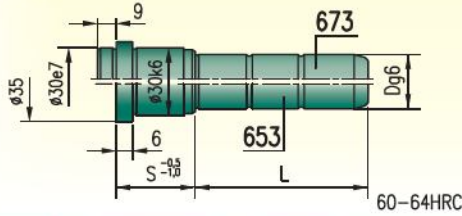
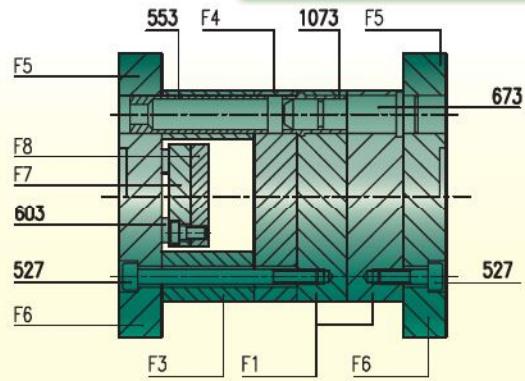
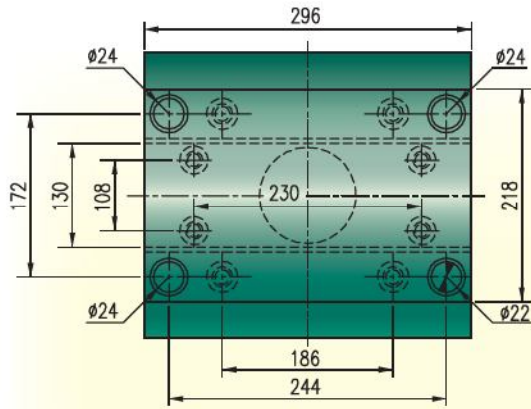
Ts35/R10 Ts45/R12 Ts60/R16

F1-E

sur demande - délai supplémentaire 2 jours ouvrés / on request - Period of 2 working days / auf Anfrage - Frist von 2 Werktagen

CORPS DE MOULE STANDARD

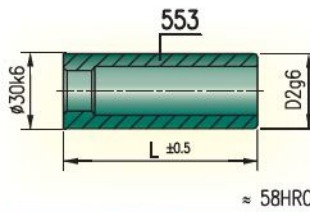
STANDARD MOULDS
STAMMFORMEN



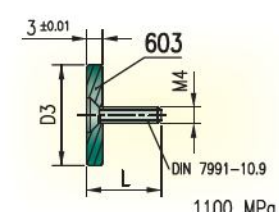
673		REF. 653 D=24 S=46 L=25		653		653-24-46-25	
D=22/24							
S	L	673	653	S	L	673	653
17	35			36	95		
	55				115		
	75				135		
22	35				165		
	55				205		
	75				245		
	105				285		
	130			46	25		
27	25				35		
	35				45		
	45				50		
	50				60		
	60				65		
	65				70		
	70				80		
	80				85		
	85				105		
	105				125		
	125				165		
	165				205		
	205			56	25		
	245				35		
	285				45		
36	25				55		
	35				75		
	45				95		
	50				115		
	55				165		
	60				205		
	70						
	75						
	80						

1073-1074		1053 D=24 H=17		1053-1054		1053-24-17	
D	H	1073	1074	1053	1054		
22	17						
24	22						
	27						
	36						
	46						
	56						
	66						
	76						
	86						
	96						
	116						
	136						
	156						

527		527 D1=12 L=75		527-12-75	
D1	L	D1	L		
8	16				
	20				
12	20				
	25				
	30				
	35				
	40				
	45				
	50				
	55				
	60				
	65				
	70				
	75				
	80				
	90				
	100				
	110				
	120				
	130				



553		553 D2=30 L=40		553-30-40	
D2	L	D2	L		
30	40	30	160		
	60		180		
	80		200		
	100		240		
	120				
	140				



603		603 D3=16 L=12		603-16-12	
D3	L				
16	12				
25					

CMS OXA®

CORPS DE MOULE STANDARD

STANDARD MOULDS
STAMMFORMEN



246 x 246 246x246 F1 E=027 Mat.=1730 246246F10271730

Tenus en stock / Supply from stock /
Lieferung ab Lager : Mat. 1730, 2312

F1 F1U	E	Mat.						
		1730	2312	2162	2767	2311	2343	2085
	017							
	022							
	027							
	036							
	046							
	056							
	066							
	076							
	086							
	096							

E	T1
17	17
22	22
≥27	18

Mat. F1U : 2162, 2767, 2343

F3	E	Mat.	
		1730	2085
	056		
	076		
	096		

F4	E	Mat.		
		1730	2312	2085
	036			

F5 F6	E	Mat.		
		1730	2312	2085
	F5			
	027			
	036			
	F6			
	027			
	036			

F9	E	Mat.		
		1730	2312	2085
	022			
	027			

F10	E	Mat.		
		1730	2312	2085
	022			
	027			

F7	E	Mat.		
		1730	2312	2085
	017			

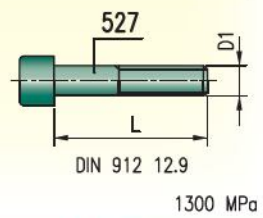
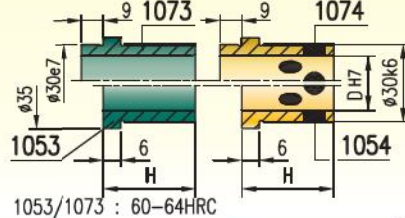
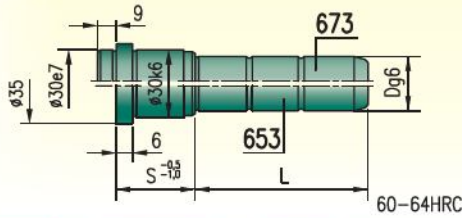
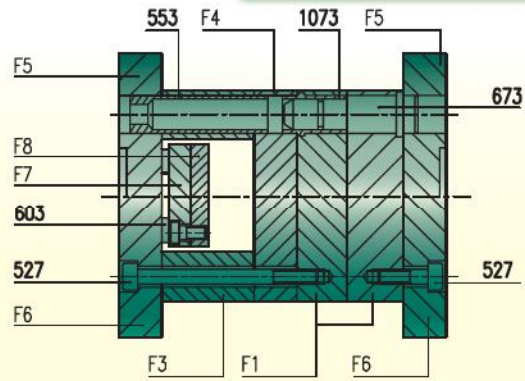
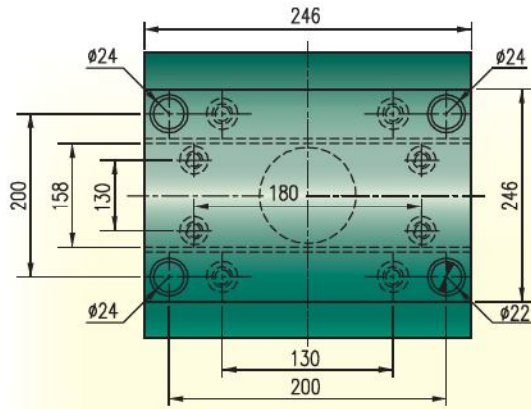
F8	E	Mat.	
		1730	2085
	012		

FE	E	T-X-Y
		 Ts35/R10 Ts45/R12 Ts60/R16

sur demande - délai
supplémentaire 2 jours
ouvrés / on request -
Period of 2 working days
/ auf Anfrage - Frist von 2
Werktagen

CORPS DE MOULE STANDARD

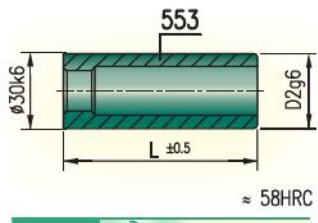
STANDARD MOULDS
STAMMFORMEN



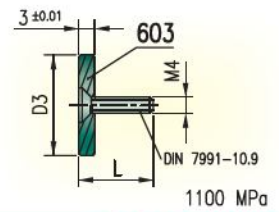
673		REF. 653 D=24 S=46 L=25		653		653-24-46-25	
D=22/24							
S	L	673	653	S	L	673	653
17	35			36	95		
	55				115		
	75				135		
22	35				165		
	55				205		
	75				245		
	105				285		
	130			46	25		
27	25				35		
	35				45		
	45				50		
	50				60		
	60				65		
	65				70		
	70				80		
	80				85		
	85				105		
	105				125		
	125				165		
	165				205		
	205			56	25		
	245				35		
	285				45		
36	25				55		
	35				75		
	45				95		
	50				115		
	55				165		
	60				205		
	70						
	75						
	80						

1073-1074		1053 D=24 H=17		1053-1054		1053-24-17	
D	H	1073	1074	1053	1054		
22	17						
24	22						
	27						
	36						
	46						
	56						
	66						
	76						
	86						
	96						
	116						
	136						
	156						

527		527 D1=12 L=75		527-12-75	
D1	L	D1	L		
8	16				
	20				
12	20				
	25				
	30				
	35				
	40				
	45				
	50				
	55				
	60				
	65				
	70				
	75				
	80				
	90				
	100				
	110				
	120				
	130				



553		553 D2=30 L=40		553-30-40	
D2	L	D2	L		
30	40				
	60				
	80				
	100				
	120				
	140				



603		603 D3=16 L=12		603-16-12	
D3	L				
16	12				
25					

CORPS DE MOULE STANDARD

STANDARD MOULDS
STAMMFORMEN



246 x 296

246x296 F1 E=027 Mat.:1730

246296F10271730

Tenus en stock / Supply from stock /
Lieferung ab Lager : Mat. 1730, 2312

F1 F1U	E	Mat.						
		1730	2312	2162	2767	2311	2343	2085
	017							
	022							
	027							
	036							
	046							
	056							
	066							
	076							
	086							
	096							
	116							

E	T1
17	17
22	22
≥27	18

Mat. F1U : 2162, 2767, 2343

F3	E	Mat.	
		1730	2085
	056		
	076		
	096		

F4	E	Mat.		
		1730	2312	2085
	036			

F5 F6	E	Mat.		
		1730	2312	2085
	F5			
	027			
	036			
	F6			
	027			
	036			

F9	E	Mat.		
		1730	2312	2085
	022			
	027			

F10	E	Mat.		
		1730	2312	2085
	022			
	027			

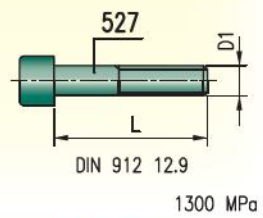
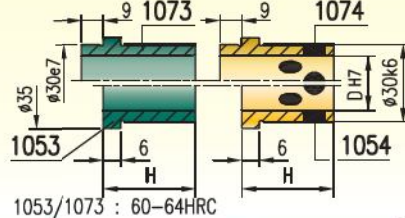
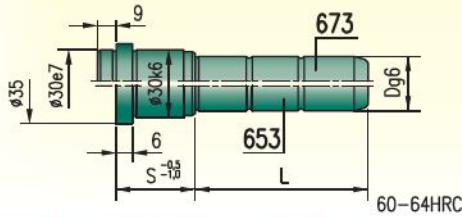
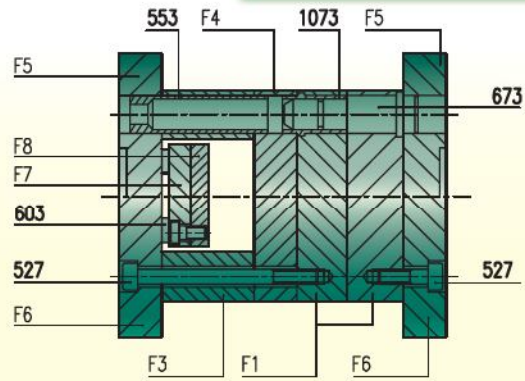
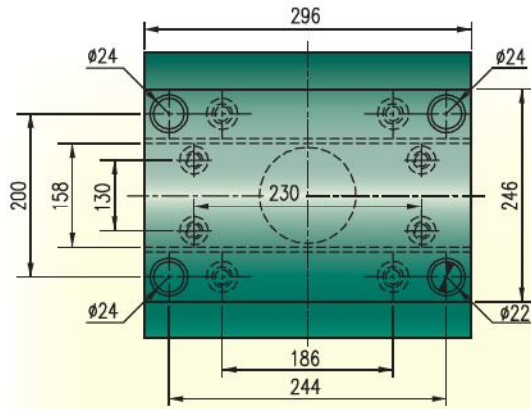
F7	E	Mat.		
		1730	2312	2085
	017			

F8	E	Mat.	
		1730	2085
	012		

FE	E	T-X-Y
		F1-E

CORPS DE MOULE STANDARD

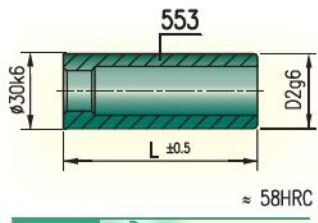
STANDARD MOULDS
STAMMFORMEN



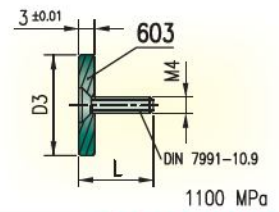
673		REF. 653 D=24 S=46 L=25		653		653-24-46-25	
D=22/24							
S	L	673	653	S	L	673	653
17	35		36	95		66	35
	55			115			55
	75			135			75
22	35			165			95
	55			205			155
	75			245		76	25
	105			285			45
	130		46	25			55
27	25			35			75
	35			45			95
	45			50			115
	50			60			145
	60			65		86	55
	65			70			75
	70			80			95
	80			85			135
	85			105		96	55
	105			125			75
	125			165			95
	165			205			125
	205		56	25		116	75
	245			35			115
	285			45			155
36	25			55		136	95
	35			75			135
	45			95		156	155
	50			115			
	55			165			
	60			205			
	70						
	75						
	80						

1073-1074		1053 D=24 H=17		1053-1054		1053-24-17	
D	H	1073	1074	1053	1054		
22	17						
24	22						
	27						
	36						
	46						
	56						
	66						
	76						
	86						
	96						
	116						
	136						
	156						

527		527 D1=12 L=75		527-12-75	
D1	L	D1	L		
8	16				
	20				
12	20				
	25				
	30				
	35				
	40				
	45				
	50				
	55				
	60				
	65				
	70				
	75				
	80				
	90				
	100				
	110				
	120				
	130				



553		553 D2=30 L=40		553-30-40	
D2	L	D2	L		
30	40	30	160		
	60		180		
	80		200		
	100		240		
	120				
	140				



603		603 D3=16 L=12		603-16-12	
D3	L				
16	12				
25					

CORPS DE MOULE STANDARD

STANDARD MOULDS
STAMMFORMEN



246 x 346 246x346 F1 E=027 Mat.:1730 246346F10271730

Tenus en stock / Supply from stock /
Lieferung ab Lager : Mat. 1730, 2312

F1 F1U	E	Mat.						
		1730	2312	2162	2767	2311	2343	2085
	022							
	027							
	036							
	046							
	056							
	066							
	076							
	086							
	096							
	116							

E	T1
22	22
≥27	18

Mat. F1U : 2162, 2767, 2343

F3	E	Mat.	
		1730	2085
	056		
	076		
	096		

F4	E	Mat.		
		1730	2312	2085
	036			
	046			

F5 F6	E	Mat.		
		1730	2312	2085
	F5			
	027			
	036			
	F6			
	027			
	036			

F9	E	Mat.		
		1730	2312	2085
	022			
	027			

F10	E	Mat.		
		1730	2312	2085
	022			
	027			

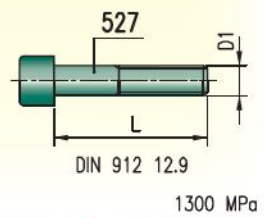
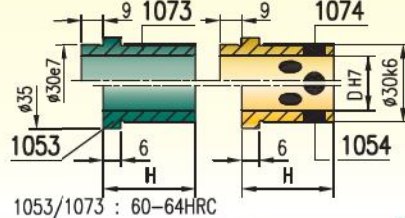
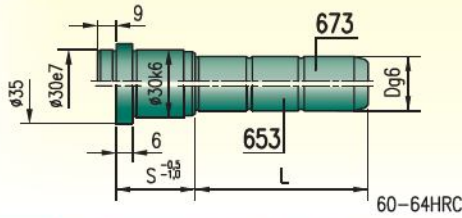
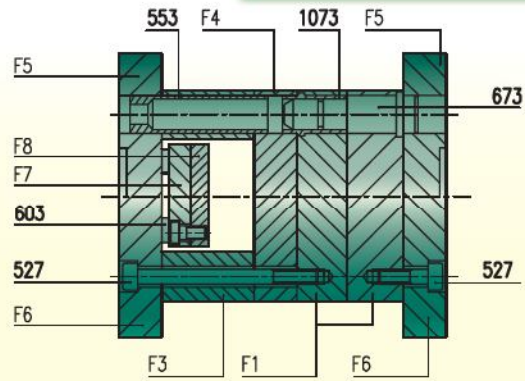
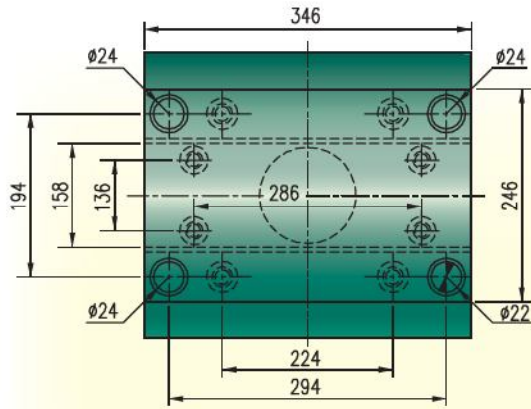
F7	E	Mat.		
		1730	2312	2085
	022			

F8	E	Mat.	
		1730	2085
	017		

FE	E	T-X-Y
		F1-E

CORPS DE MOULE STANDARD

STANDARD MOULDS
STAMMFORMEN



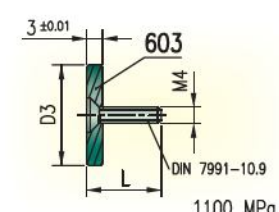
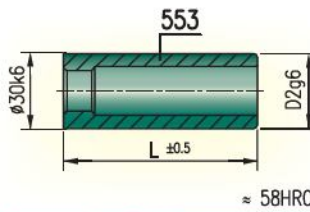
673		REF. 653 D=24 S=46 L=25		653		653-24-46-25	
D=22/24							
S	L	673	653	S	L	673	653
17	35			36	95		
	55				115		
	75				135		
22	35				165		
	55				205		
	75				245		
	105				285		
	130			46	25		
27	25				35		
	35				45		
	45				50		
	50				60		
	60				65		
	65				70		
	70				80		
	80				85		
	85				105		
	105				125		
	125				165		
	165				205		
	205			56	25		
	245				35		
	285				45		
36	25				55		
	35				75		
	45				95		
	50				115		
	55				165		
	60				205		
	70						
	75						
	80						

1073-1074		1053 D=24 H=17		1053-1054		1053-24-17	
D	H	1073	1074	1053	1054		
22	17						
24	22						
	27						
	36						
	46						
	56						
	66						
	76						
	86						
	96						
	116						
	136						
	156						

553		553 D2=30 L=40		553-30-40	
D2	L	D2	L		
30	40	30	160		
	60		180		
	80		200		
	100		240		
	120				
	140				

527		527 D1=12 L=40		527-12-40	
D1	L	D1	L		
8	25				
12	20				
	25				
	30				
	35				
	40				
	45				
	50				
	55				
	60				
	65				
	70				
	75				
	80				
	90				
	100				
	110				
	120				
	130				
	140				

603		603 D3=16 L=12		603-16-12	
D3	L	D3	L		
16	12				
25					



CORPS DE MOULE STANDARD

STANDARD MOULDS
STAMMFORMEN



246 x 396

246x396 F1 E=027 Mat.=1730

246396F10271730

Tenus en stock / Supply from stock /
Lieferung ab Lager : Mat. 1730, 2312

F1 F1U	E	Mat.						
		1730	2312	2162	2767	2311	2343	2085
	022							
	027							
	036							
	046							
	056							
	066							
	076							
	086							
	096							
	116							

E	T1
22	22
≥27	18

Mat. F1U : 2162, 2767, 2343

F3	E	Mat.	
		1730	2085
	056		
	076		
	096		

F4	E	Mat.		
		1730	2312	2085
	036			
	046			

F5 F6	E	Mat.		
		1730	2312	2085
	F5			
	027			
	036			
	F6			
	027			
	036			

F9	E	Mat.		
		1730	2312	2085
	022			
	027			

F10	E	Mat.		
		1730	2312	2085
	022			
	027			

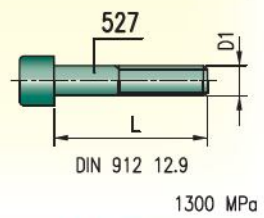
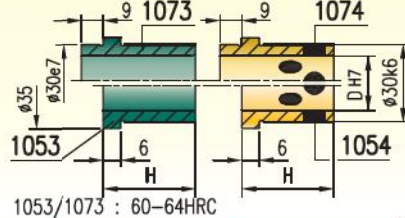
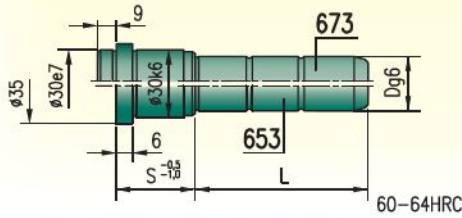
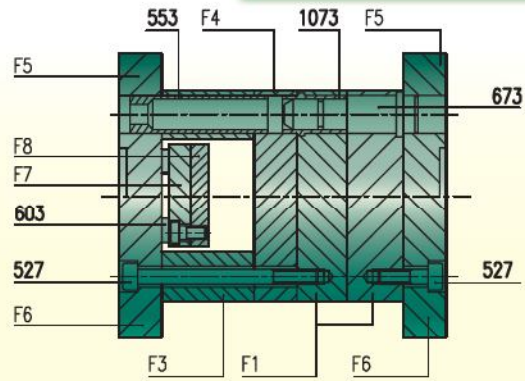
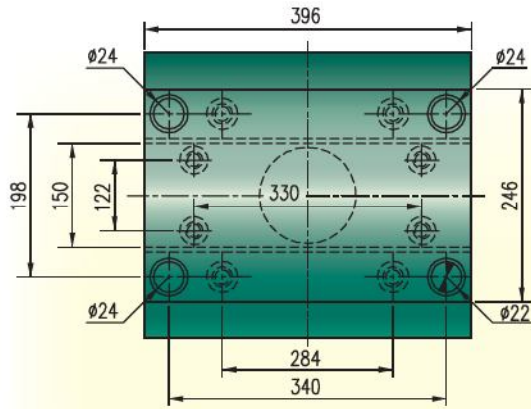
F7	E	Mat.		
		1730	2312	2085
	022			

F8	E	Mat.	
		1730	2085
	017		

FE	E	T-X-Y

CORPS DE MOULE STANDARD

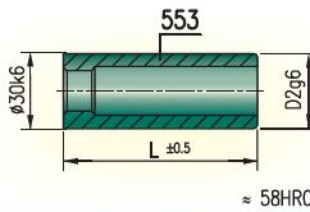
STANDARD MOULDS
STAMMFORMEN



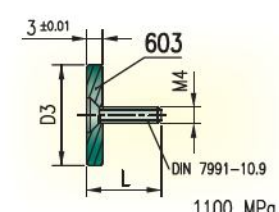
673		REF. 653 D=24 S=46 L=25		653		653-24-46-25	
D=22/24							
S	L	673	653	S	L	673	653
17	35			36	95		
	55				115		
	75				135		
22	35				165		
	55				205		
	75				245		
	105				285		
	130			46	25		
27	25				35		
	35				45		
	45				50		
	50				60		
	60				65		
	65				70		
	70				80		
	80				85		
	85				105		
	105				125		
	125				165		
	165				205		
	205			56	25		
	245				35		
	285				45		
36	25				55		
	35				75		
	45				95		
	50				115		
	55				165		
	60				205		
	70						
	75						
	80						

1073-1074		1053 D=24 H=17		1053-1054		1053-24-17	
D	H	1073	1074	1053	1054		
22	17						
24	22						
	27						
	36						
	46						
	56						
	66						
	76						
	86						
	96						
	116						
	136						
	156						

527		527 D1=12 L=40		527-12-40	
D1	L	D1	L		
8	25				
12	20				
	25				
	30				
	35				
	40				
	45				
	50				
	55				
	60				
	65				
	70				
	75				
	80				
	90				
	100				
	110				
	120				
	130				
	140				



553		553 D2=30 L=40		553-30-40	
D2	L	D2	L		
30	40				
	60				
	80				
	100				
	120				
	140				



603		603 D3=16 L=12		603-16-12	
D3	L				
16	12				
25					

CORPS DE MOULE STANDARD

STANDARD MOULDS
STAMMFORMEN



246 x 446

246x446 F1 E=027 Mat.:1730

246446F10271730

Tenus en stock / Supply from stock /
Lieferung ab Lager : Mat. 1730, 2312

F1 F1U	E	Mat.					
		1730	2312	2162	2767	2311	2343
	027						
	036						
	046						
	056						
	066						
	076						
	086						
	096						
	116						

Mat. F1U : 2162

F3	E	Mat.	
		1730	2085
	056		
	076		
	096		

F4	E	Mat.		
		1730	2312	2085
	036			
	046			

F5 F6	E	Mat.		
		1730	2312	2085
	F5			
	036			
	F6			
	036			

F9	E	Mat.		
		1730	2312	2085
	027			

F10	E	Mat.		
		1730	2312	2085
	027			

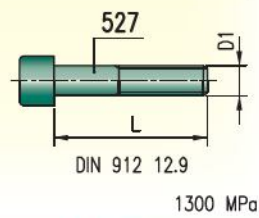
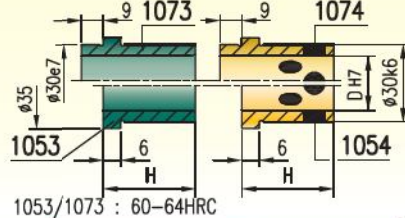
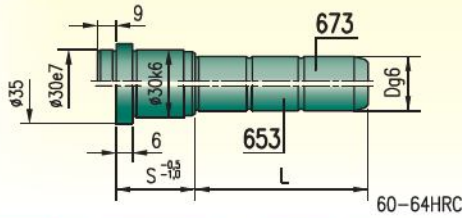
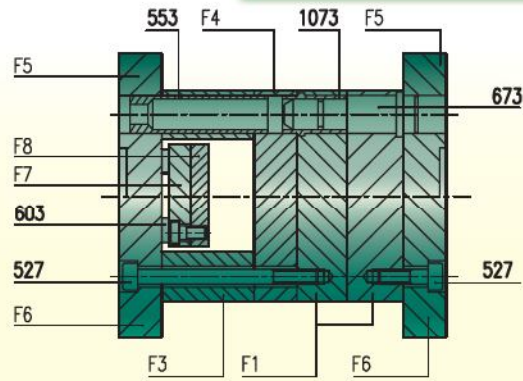
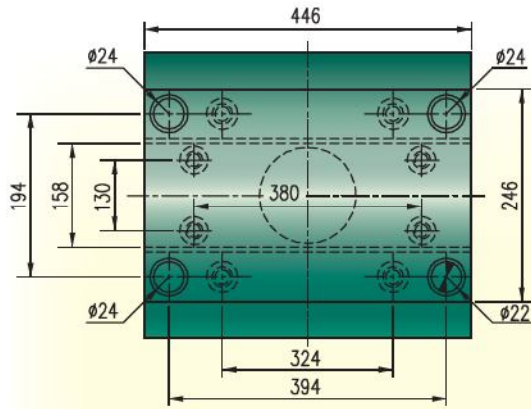
F7	E	Mat.		
		1730	2312	2085
	022			

F8	E	Mat.	
		1730	2085
	017		

FE	E	T-X-Y	
	F1-E	sur demande - délai supplémentaire 2 jours ouvrés / on request - Period of 2 working days / auf Anfrage - Frist von 2 Werktagen	

CORPS DE MOULE STANDARD

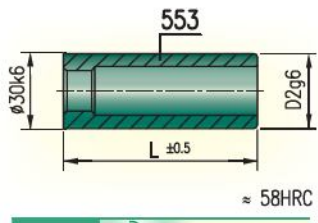
STANDARD MOULDS
STAMMFORMEN



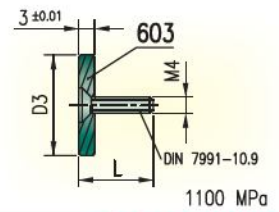
673		REF. 653 D=24 S=46 L=25		653		653-24-46-25	
D=22/24							
S	L	673	653	S	L	673	653
17	35			36	95		
	55				115		
	75				135		
22	35				165		
	55				205		
	75				245		
	105				285		
	130			46	25		
27	25				35		
	35				45		
	45				50		
	50				60		
	60				65		
	65				70		
	70				80		
	80				85		
	85				105		
	105				125		
	125				165		
	165				205		
	205			56	25		
	245				35		
	285				45		
36	25				55		
	35				75		
	45				95		
	50				115		
	55				165		
	60				205		
	70						
	75						
	80						

1073-1074		1053 D=24 H=17		1053-1054		1053-24-17	
D	H	1073	1074	1053	1054		
22	17						
24	22						
	27						
	36						
	46						
	56						
	66						
	76						
	86						
	96						
	116						
	136						
	156						

527		527 D1=12 L=40		527-12-40	
D1	L	D1	L		
8	25				
12	20				
	25				
	30				
	35				
	40				
	45				
	50				
	55				
	60				
	65				
	70				
	75				
	80				
	90				
	100				
	110				
	120				
	130				
	140				



553		553 D2=30 L=40		553-30-40	
D2	L	D2	L		
30	40				
	60				
	80				
	100				
	120				
	140				



603		603 D3=16 L=12		603-16-12	
D3	L				
16	12				
25					

CMS OXA®

CORPS DE MOULE STANDARD

STANDARD MOULDS
STAMMFORMEN



246 x 496

246x496 F1 E=027 Mat.=1730

246496F10271730

Tenus en stock / Supply from stock /
Lieferung ab Lager : Mat. 1730, 2312

E	Mat.					
	1730	2312	2162	2767	2311	2085
027						
036						
046						
056						
066						
076						
086						
096						
116						

F1 F1U		E	T1
		≥27	18

Mat. F1U : 2162

E	Mat.	
	1730	2085
056		
076		
096		

E	Mat.		
	1730	2312	2085
036			
046			

E	Mat.		
	1730	2312	2085
F5			
036			
F6			
036			

E	Mat.		
	1730	2312	2085
027			

E	Mat.		
	1730	2312	2085
027			

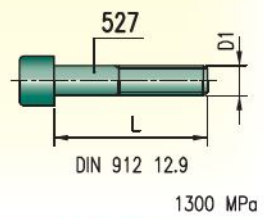
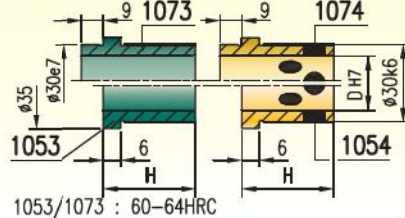
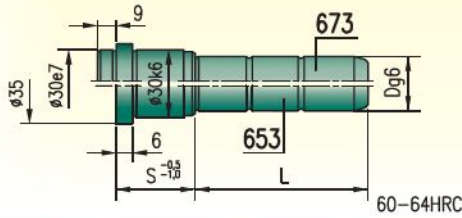
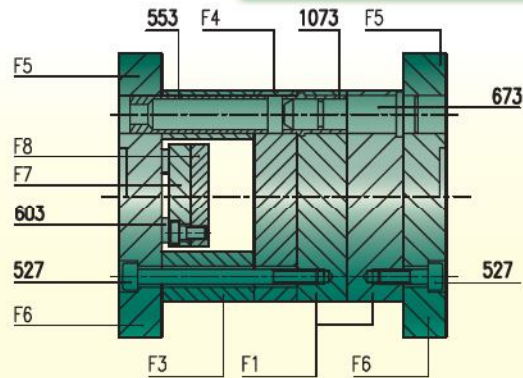
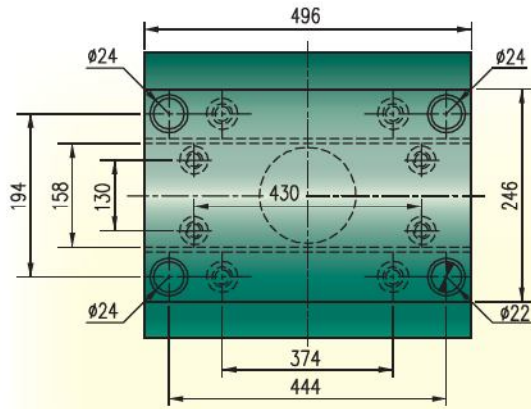
E	Mat.		
	1730	2312	2085
022			

E	Mat.	
	1730	2085
017		

E	T-X-Y	
	F1-E	sur demande - délai supplémentaire 2 jours ouvrés / on request - Period of 2 working days / auf Anfrage - Frist von 2 Werktagen

CORPS DE MOULE STANDARD

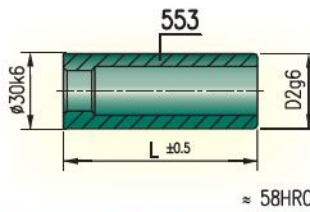
STANDARD MOULDS
STAMMFORMEN



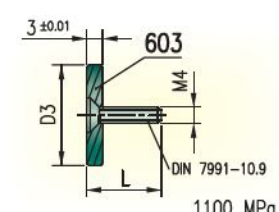
673		REF. 653 D=24 S=46 L=25		653		653-24-46-25	
D=22/24							
S	L	673	653	S	L	673	653
17	35		36	95		66	35
	55			115			55
	75			135			75
22	35			165			95
	55			205			155
	75			245		76	25
	105			285			45
	130		46	25			55
27	25			35			75
	35			45			95
	45			50			115
	50			60			145
	60			65		86	55
	65			70			75
	70			80			95
	80			85			135
	85			105		96	55
	105			125			75
	125			165			95
	165			205			125
	205		56	25		116	75
	245			35			115
	285			45			155
36	25			55		136	95
	35			75			135
	45			95		156	155
	50			115			
	55			165			
	60			205			
	70						
	75						
	80						

1073-1074		1053 D=24 H=17		1053-1054		1053-24-17	
D	H	1073	1074	1053	1054		
22	17						
24	22						
	27						
	36						
	46						
	56						
	66						
	76						
	86						
	96						
	116						
	136						
	156						

527		527 D1=12 L=40		527-12-40	
D1	L	D1	L		
8	25				
12	20				160
	25				180
	30				200
	35				220
	40				240
	45				300
	50				350
	55				
	60				
	65				
	70				
	75				
	80				
	90				
	100				
	110				
	120				
	130				
	140				



553		553 D2=30 L=40		553-30-40	
D2	L	D2	L		
30	40	30	160		
	60		180		
	80		200		
	100		240		
	120				
	140				



603		603 D3=16 L=12		603-16-12	
D3	L				
16	12				
25					

CMS OXA®

CORPS DE MOULE STANDARD

STANDARD MOULDS
STAMMFORMEN



296 x 296

296x296 F1 E=027 Mat.:1730

296296F10271730

Tenus en stock / Supply from stock /
Lieferung ab Lager : Mat. 1730, 2312

E	Mat.						
	1730	2312	2162	2767	2311	2343	2085
022							
027							
036							
046							
056							
066							
076							
086							
096							
116							

E		T1	
22	22	22	22
≥27	18		

Mat. F1U : 2162, 2767, 2343

E	Mat.	
	1730	2085
056		
076		
096		

E	Mat.		
	1730	2312	2085
036			
046			

E	Mat.		
	1730	2312	2085
F5			
027			
036			
F6			
027			
036			

E	Mat.		
	1730	2312	2085
022			
027			

E	Mat.		
	1730	2312	2085
022			
027			

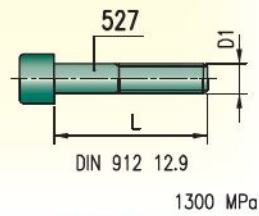
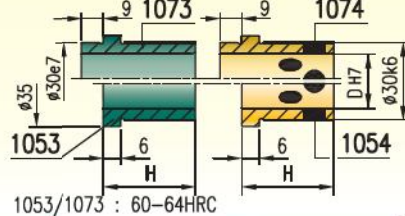
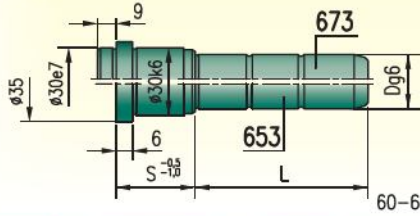
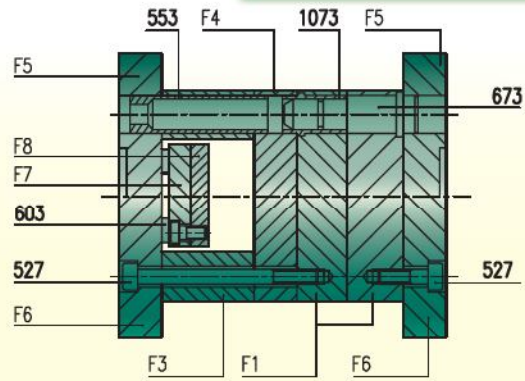
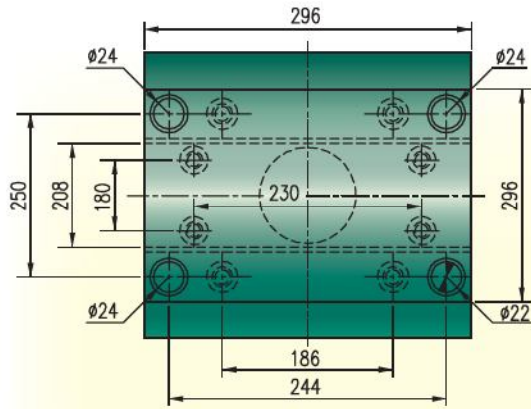
E	Mat.		
	1730	2312	2085
017			

E	Mat.	
	1730	2085
012		

E	T-X-Y	
	F1-E	sur demande - délai supplémentaire 2 jours ouvrés / on request - Period of 2 working days / auf Anfrage - Frist von 2 Werktagen

CORPS DE MOULE STANDARD

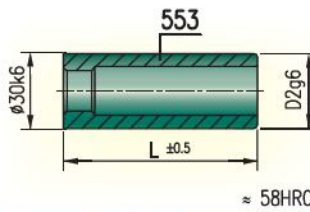
STANDARD MOULDS
STAMMFORMEN



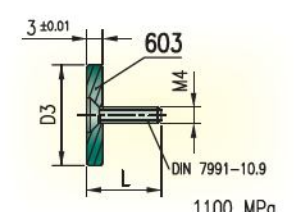
673		REF. 653 D=24 S=46 L=25		653		653-24-46-25	
D=22/24							
S	L	673	653	S	L	673	653
17	35		36	95		66	35
	55			115			55
	75			135			75
22	35			165			95
	55			205			155
	75			245		76	25
	105			285			45
	130		46	25			55
27	25			35			75
	35			45			95
	45			50			115
	50			60			145
	60			65		86	55
	65			70			75
	70			80			95
	80			85			135
	85			105		96	55
	105			125			75
	125			165			95
	165			205			125
	205		56	25		116	75
	245			35			115
	285			45			155
36	25			55		136	95
	35			75			135
	45			95		156	155
	50			115			
	55			165			
	60			205			
	70						
	75						
	80						

1073-1074		1053 D=24 H=17		1053-1054		1053-24-17	
D	H	1073	1074	1053	1054		
22	17						
24	22						
	27						
	36						
	46						
	56						
	66						
	76						
	86						
	96						
	116						
	136						
	156						

527		527 D1=12 L=75		527-12-75	
D1	L	D1	L		
8	16				
	20				
12	20				
	25				
	30				
	35				
	40				
	45				
	50				
	55				
	60				
	65				
	70				
	75				
	80				
	90				
	100				
	110				
	120				
	130				



553		553 D2=30 L=40		553-30-40	
D2	L	D2	L		
30	40	30	160		
	60		180		
	80		200		
	100		240		
	120				
	140				



603		603 D3=16 L=12		603-16-12	
D3	L				
16	12				
25					

CMS OXA®

CORPS DE MOULE STANDARD

STANDARD MOULDS
STAMMFORMEN



296 x 346

296x346 F1 E=027 Mat.:1730

296346F10271730

Tenus en stock / Supply from stock /
Lieferung ab Lager : Mat. 1730, 2312

E	Mat.						
	1730	2312	2162	2767	2311	2343	2085
022							
027							
036							
046							
056							
066							
076							
086							
096							
116							

E		T1	
22	22	22	22
≥27	18		

Mat. F1U : 2162, 2767, 2343

E	Mat.	
	1730	2085
056		
076		
096		

E	Mat.		
	1730	2312	2085
036			
046			

E	Mat.		
	1730	2312	2085
F5			
027			
036			
F6			
027			
036			

E	Mat.		
	1730	2312	2085
022			
027			

E	Mat.		
	1730	2312	2085
022			
027			

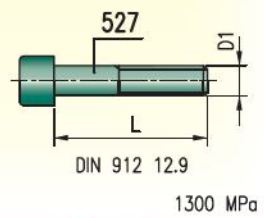
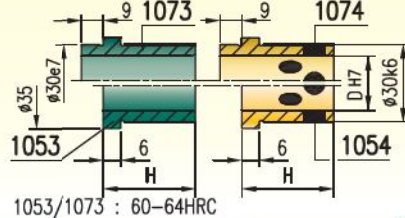
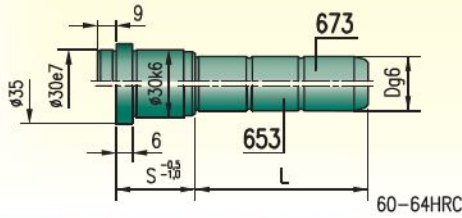
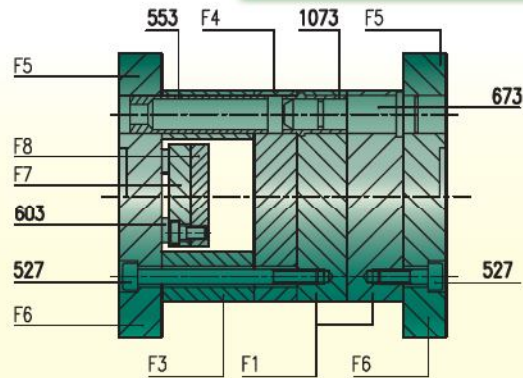
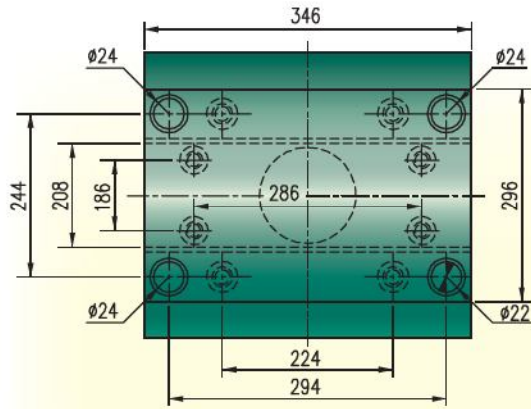
E	Mat.		
	1730	2312	2085
022			

E	Mat.	
	1730	2085
017		

E	T-X-Y	
	F1-E	sur demande - délai supplémentaire 2 jours ouvrés / on request - Period of 2 working days / auf Anfrage - Frist von 2 Werktagen

CORPS DE MOULE STANDARD

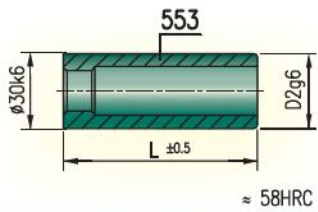
STANDARD MOULDS
STAMMFORMEN



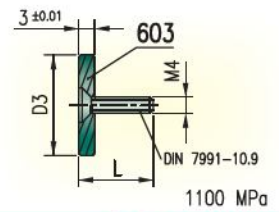
673		REF. 653 D=24 S=46 L=25		653		653-24-46-25	
D=22/24							
S	L	673	653	S	L	673	653
17	35			36	95		
	55				115		
	75				135		
22	35				165		
	55				205		
	75				245		
	105				285		
	130			46	25		
27	25				35		
	35				45		
	45				50		
	50				60		
	60				65		
	65				70		
	70				80		
	80				85		
	85				105		
	105				125		
	125				165		
	165				205		
	205			56	25		
	245				35		
	285				45		
36	25				55		
	35				75		
	45				95		
	50				115		
	55				165		
	60				205		
	70						
	75						
	80						

1073-1074		1053 D=24 H=17		1053-1054		1053-24-17	
D	H	1073	1074	1053	1054		
22	17						
24	22						
	27						
	36						
	46						
	56						
	66						
	76						
	86						
	96						
	116						
	136						
	156						

527		527 D1=12 L=40		527-12-40	
D1	L	D1	L		
8	25				
12	20				
	25				
	30				
	35				
	40				
	45				
	50				
	55				
	60				
	65				
	70				
	75				
	80				
	90				
	100				
	110				
	120				
	130				
	140				



553		553 D2=30 L=40		553-30-40	
D2	L	D2	L		
30	40				
	60				
	80				
	100				
	120				
	140				



603		603 D3=16 L=12		603-16-12	
D3	L				
16	12				
25					

CORPS DE MOULE STANDARD

STANDARD MOULDS
STAMMFORMEN



296 x 396

296x396 F1 E=027 Mat.:1730

296396F10271730

Tenus en stock / Supply from stock /
Lieferung ab Lager : Mat. 1730, 2312

E	Mat.						
	1730	2312	2162	2767	2311	2343	2085
022							
027							
036							
046							
056							
066							
076							
086							
096							
116							

E		T1	
22	22	22	22
≥27	18		

Mat. F1U : 2162, 2767, 2343

E	Mat.	
	1730	2085
056		
076		
096		

E	Mat.		
	1730	2312	2085
036			
046			

E	Mat.		
	1730	2312	2085
F5			
027			
036			
F6			
027			
036			

E	Mat.		
	1730	2312	2085
022			
027			

E	Mat.		
	1730	2312	2085
022			
027			

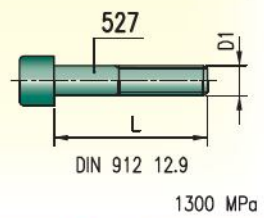
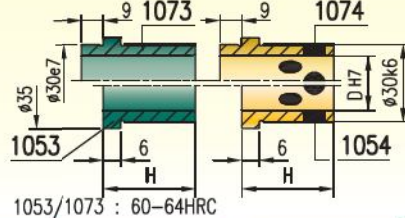
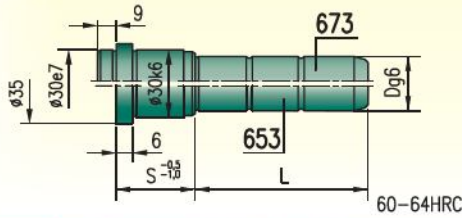
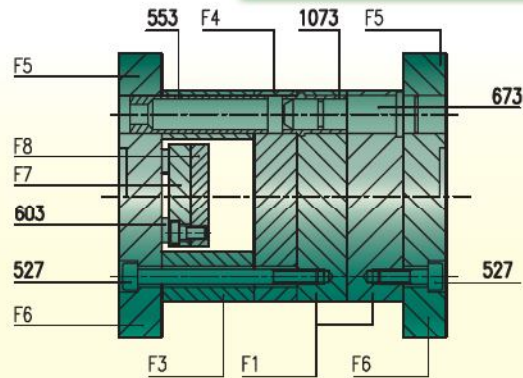
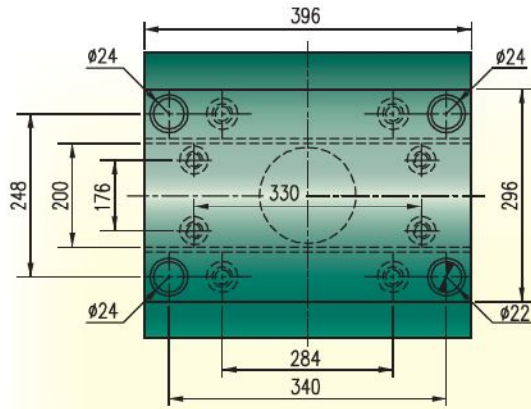
E	Mat.		
	1730	2312	2085
022			

E	Mat.	
	1730	2085
017		

E	T-X-Y	
	F1-E	sur demande - délai supplémentaire 2 jours ouvrés / on request - Period of 2 working days / auf Anfrage - Frist von 2 Werktagen

CORPS DE MOULE STANDARD

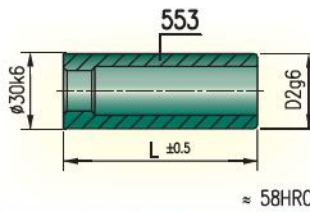
STANDARD MOULDS
STAMMFORMEN



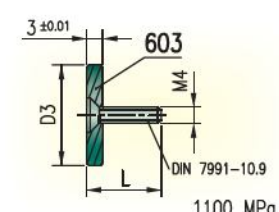
673		REF. 653 D=24 S=46 L=25		653		653-24-46-25	
D=22/24							
S	L	673	653	S	L	673	653
17	35		36	95		66	35
	55			115			55
	75			135			75
22	35			165			95
	55			205			155
	75			245		76	25
	105			285			45
	130		46	25			55
27	25			35			75
	35			45			95
	45			50			115
	50			60			145
	60			65		86	55
	65			70			75
	70			80			95
	80			85			135
	85			105		96	55
	105			125			75
	125			165			95
	165			205			125
	205		56	25		116	75
	245			35			115
	285			45			155
36	25			55		136	95
	35			75			135
	45			95		156	155
	50			115			
	55			165			
	60			205			
	70						
	75						
	80						

1073-1074		1053 D=24 H=17		1053-1054		1053-24-17	
D	H	1073	1074	1053	1054		
22	17						
24	22						
	27						
	36						
	46						
	56						
	66						
	76						
	86						
	96						
	116						
	136						
	156						

527		527 D1=12 L=40		527-12-40	
D1	L	D1	L		
8	25				
12	20				150
	25				180
	30				200
	35				220
	40				240
	45				300
	50				350
	55				
	60				
	65				
	70				
	75				
	80				
	90				
	100				
	110				
	120				
	130				
	140				



553		553 D2=30 L=40		553-30-40	
D2	L	D2	L		
30	40	30	160		
	60		180		
	80		200		
	100		240		
	120				
	140				



603		603 D3=16 L=12		603-16-12	
D3	L				
16	12				
25					

CORPS DE MOULE STANDARD

STANDARD MOULDS
STAMMFORMEN



296 x 446 296x446 F1 E=027 Mat.=1730 296446F10271730

	F1 F1U	E	Mat.						
			1730	2312	2162	2767	2311	2343	2085
		027							
		036							
		046							
		056							
		066							
		076							
		086							
		096							
		116							
Mat. F1U : 2162, 2767, 2343									

	F3	E	Mat.	
			1730	2085
		056		
		076		
		096		

	F4	E	Mat.		
			1730	2312	2085
		036			
		046			

	F5 F6	E	Mat.		
			1730	2312	2085
	F5	036			
	F6	036			

	F9	E	Mat.		
			1730	2312	2085
		027			

	F10	E	Mat.		
			1730	2312	2085
		027			

	F7	E	Mat.		
			1730	2312	2085
		022			

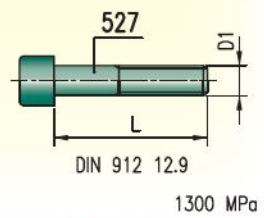
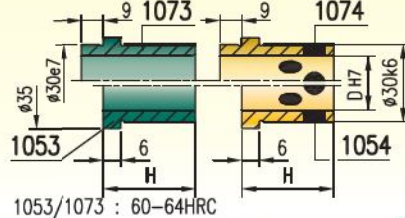
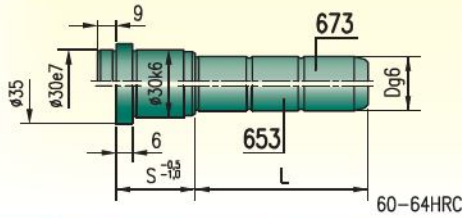
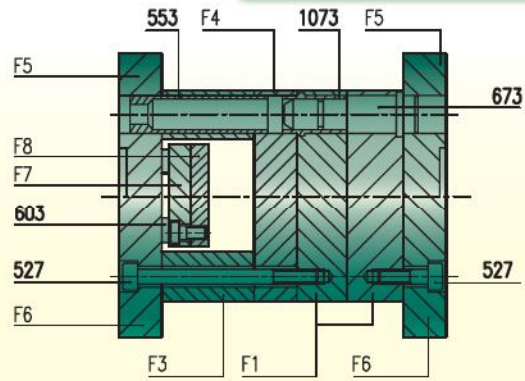
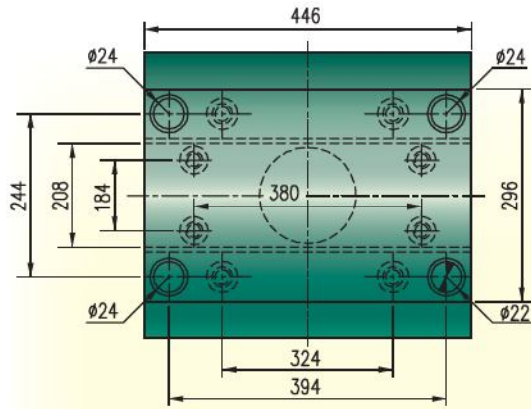
	F8	E	Mat.	
			1730	2085
		017		

	FE	E	T-X-Y	
			T	X-Y
		F1-E	T1	R1.5
			T≤35/R10	T≤45/R12
			T≤60/R16	

sur demande - délai
supplémentaire 2 jours
ouvrés / on request -
Period of 2 working days
/ auf Anfrage - Frist von 2
Werktagen

CORPS DE MOULE STANDARD

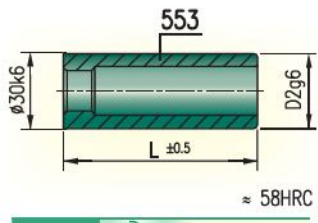
STANDARD MOULDS
STAMMFORMEN



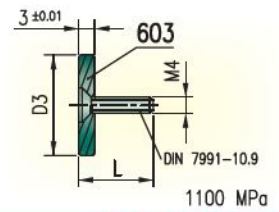
673		REF. 653 D=24 S=46 L=25		653		653-24-46-25	
D=22/24							
S	L	673	653	S	L	673	653
17	35			36	95		
	55				115		
	75				135		
22	35				165		
	55				205		
	75				245		
	105				285		
	130			46	25		
27	25				35		
	35				45		
	45				50		
	50				60		
	60				65		
	65				70		
	70				80		
	80				85		
	85				105		
	105				125		
	125				165		
	165				205		
	205			56	25		
	245				35		
	285				45		
36	25				55		
	35				75		
	45				95		
	50				115		
	55				165		
	60				205		
	70						
	75						
	80						

1073-1074		1053 D=24 H=17		1053-1054		1053-24-17	
D	H	1073	1074	1053	1054		
22	17						
24	22						
	27						
	36						
	46						
	56						
	66						
	76						
	86						
	96						
	116						
	136						
	156						

527		527 D1=12 L=40		527-12-40	
D1	L	D1	L		
8	25				
12	20				
	25				
	30				
	35				
	40				
	45				
	50				
	55				
	60				
	65				
	70				
	75				
	80				
	90				
	100				
	110				
	120				
	130				
	140				



553		553 D2=30 L=40		553-30-40	
D2	L	D2	L		
30	40	30	160		
	60		180		
	80		200		
	100		240		
	120				
	140				



603		603 D3=16 L=12		603-16-12	
D3	L				
16	12				
25					

CORPS DE MOULE STANDARD

STANDARD MOULDS
STAMMFORMEN



296 x 496 296x496 F1 E=027 Mat.:1730 296496F10271730

	F1 F1U	E	Mat.						
			1730	2312	2162	2767	2311	2343	2085
<p>Mat. F1U : 2162, 2767, 2343</p>		027							
		036							
		046							
		056							
		066							
		076							
		086							
		096							
		116							

	F3	E	Mat.	
			1730	2085
		056		
		076		
		096		

	F4	E	Mat.		
			1730	2312	2085
		036			
		046			

	F5 F6	E	Mat.		
			1730	2312	2085
	F5				
	036				
	F6				
	036				

	F9	E	Mat.		
			1730	2312	2085
		027			

	F10	E	Mat.		
			1730	2312	2085
		027			

	F7	E	Mat.		
			1730	2312	2085
		022			

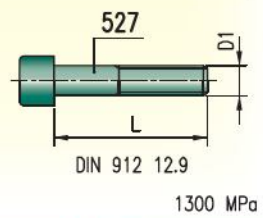
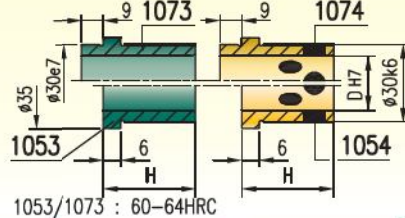
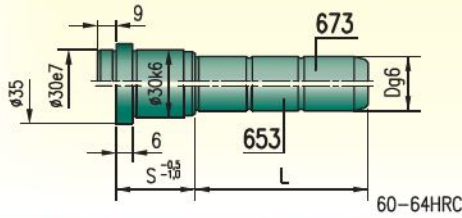
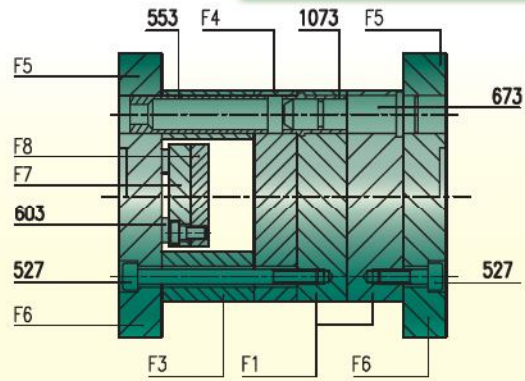
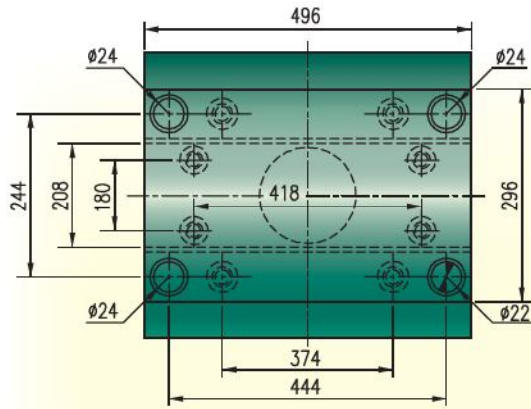
	F8	E	Mat.	
			1730	2085
		017		

	FE	E	T-X-Y	
			T	X-Y
		F1-E		

sur demande - délai supplémentaire 2 jours ouvrés / on request - Period of 2 working days / auf Anfrage - Frist von 2 Werktagen

CORPS DE MOULE STANDARD

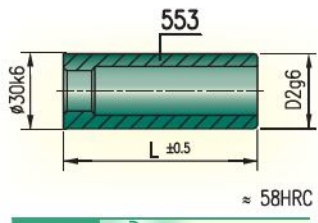
STANDARD MOULDS
STAMMFORMEN



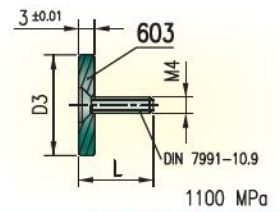
673		REF. 653 D=24 S=46 L=25		653		653-24-46-25	
D=22/24							
S	L	673	653	S	L	673	653
17	35			36	95		
	55				115		
	75				135		
22	35				165		
	55				205		
	75				245		
	105				285		
	130			46	25		
27	25				35		
	35				45		
	45				50		
	50				60		
	60				65		
	65				70		
	70				80		
	80				85		
	85				105		
	105				125		
	125				165		
	165				205		
	205			56	25		
	245				35		
	285				45		
36	25				55		
	35				75		
	45				95		
	50				115		
	55				165		
	60				205		
	70						
	75						
	80						

1073-1074		1053 D=24 H=17		1053-1054		1053-24-17	
D	H	1073	1074	1053	1054		
22	17						
24	22						
	27						
	36						
	46						
	56						
	66						
	76						
	86						
	96						
	116						
	136						
	156						

527		527 D1=12 L=40		527-12-40	
D1	L	D1	L		
10	25				
12	20				
	25				
	30				
	35				
	40				
	45				
	50				
	55				
	60				
	65				
	70				
	75				
	80				
	90				
	100				
	110				
	120				
	130				
	140				



553		553 D2=30 L=40		553-30-40	
D2	L	D2	L		
30	40	30	160		
	60		180		
	80		200		
	100		240		
	120				
	140				



603		603 D3=16 L=12		603-16-12	
D3	L				
16	12				
25					

CMS OXA®

CORPS DE MOULE STANDARD

STANDARD MOULDS
STAMMFORMEN



296 x 546 296x546 F1 E=027 Mat.=1730 296x546F10271730

	F1 F1U	E	Mat.						
			1730	2312	2162	2767	2311	2343	2085
<p>Mat. F1U : 2162, 2767, 2343</p>		027							
		036							
		046							
		056							
		066							
		076							
		086							
		096							
	116								

	F3	E	Mat.	
			1730	2085
		056		
		076		
		096		

	F4	E	Mat.		
			1730	2312	2085
		036			
		046			

	F5 F6	E	Mat.		
			1730	2312	2085
	F5	036			
	F6	036			

	F9	E	Mat.		
			1730	2312	2085
		027			

	F10	E	Mat.		
			1730	2312	2085
		027			

	F7	E	Mat.		
			1730	2312	2085
		022			

	F8	E	Mat.	
			1730	2085
		017		

	FE	E	T-X-Y
			<p>T_{≤35}/R10 T_{≤45}/R12 T_{≤60}/R16</p>

CORPS DE MOULE STANDARD

STANDARD MOULDS
STAMMFORMEN



296 x 596 296x596 F1 E=27 Mat.=1730 296596F10271730

	F1 F1U		Mat.						
	E		1730	2312	2162	2767	2311	2343	2085
	027								
	036								
	046								
	056								
	066								
	076								
	086								
	096								
116									
Mat. F1U : 2162, 2767, 2343									

	F3	E	Mat.	
			1730	2085
	076			
	096			
	116			

	F4	E	Mat.		
			1730	2312	2085
	036				
	046				

	F5 F6	E	Mat.		
			1730	2312	2085
	F5				
	036				
	F6				
	036				

	F9	E	Mat.		
			1730	2312	2085
	027				

	F10	E	Mat.		
			1730	2312	2085
	027				

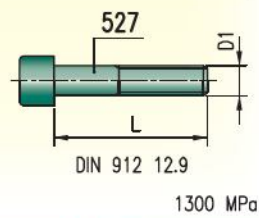
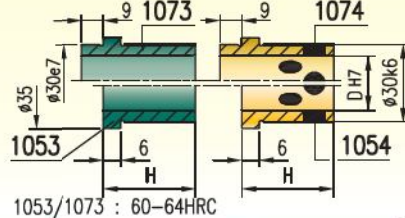
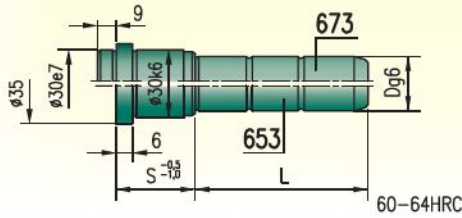
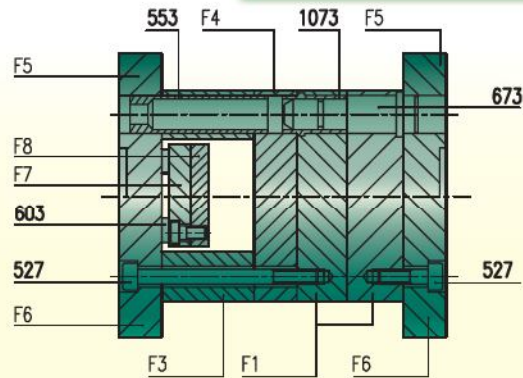
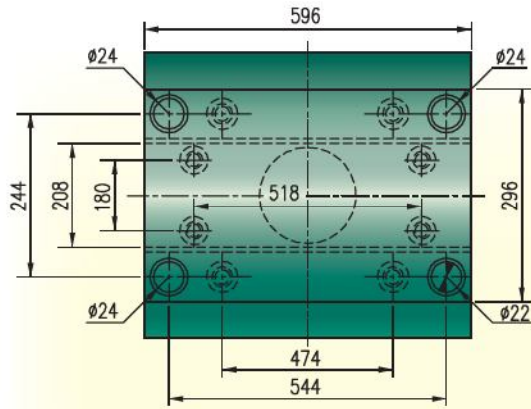
	F7	E	Mat.		
			1730	2312	2085
	027				

	F8	E	Mat.	
			1730	2085
	022			

	FE	E	T-X-Y
	F1-E		sur demande - délai supplémentaire 2 jours ouvrés / on request - Period of 2 working days / auf Anfrage - Frist von 2 Werktagen
			T≤35/R10 T≤45/R12 T≤60/R16

CORPS DE MOULE STANDARD

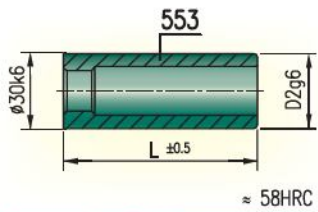
STANDARD MOULDS
STAMMFORMEN



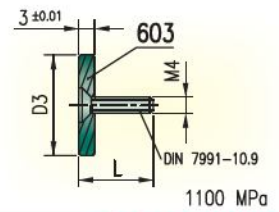
673		REF. 653 D=24 S=46 L=25		653		653-24-46-25	
D=22/24							
S	L	673	653	S	L	673	653
17	35		36	95		66	35
	55			115			55
	75			135			75
22	35			165			95
	55			205			155
	75			245		76	25
	105			285			45
	130		46	25			55
27	25			35			75
	35			45			95
	45			50			115
	50			60			145
	60			65		86	55
	65			70			75
	70			80			95
	80			85			135
	85			105		96	55
	105			125			75
	125			165			95
	165			205			125
	205		56	25		116	75
	245			35			115
	285			45			155
36	25			55		136	95
	35			75			135
	45			95		156	155
	50			115			
	55			165			
	60			205			
	70						
	75						
	80						

1073-1074		1053 D=24 H=17		1053-1054		1053-24-17	
D	H	1073	1074	1053	1054		
22	17						
24	22						
	27						
	36						
	46						
	56						
	66						
	76						
	86						
	96						
	116						
	136						
	156						

527		527 D1=12 L=40		527-12-40	
D1	L	D1	L		
10	30				
12	20			12	150
	25				160
	30				180
	35				200
	40				220
	45				240
	50				300
	55				350
	60				
	65				
	70				
	75				
	80				
	90				
	100				
	110				
	120				
	130				
	140				



553		553 D2=30 L=40		553-30-40	
D2	L	D2	L		
30	40	30	160		
	60		180		
	80		200		
	100		240		
	120				
	140				



603		603 D3=16 L=12		603-16-12	
D3	L				
16	12				
25					

CORPS DE MOULE STANDARD

STANDARD MOULDS
STAMMFORMEN



296 x 696 296x696 F1 E=27 Mat.=1730 296696F10271730

	F1 F1U	E	Mat.										
			1730	2312	2311	2085							
<table border="1"> <tr><th>E</th><th>T1</th></tr> <tr><td>27</td><td>27</td></tr> <tr><td>36</td><td>24.5</td></tr> <tr><td>≥46</td><td>26</td></tr> </table>	E	T1	27	27	36	24.5	≥46	26	027				
	E	T1											
	27	27											
	36	24.5											
	≥46	26											
	036												
	046												
056													
066													
076													
086													
096													
116													

	F3	E	Mat.	
			1730	2085
	076			
	086			
	096			
	116			
	136			

	F4	E	Mat.		
			1730	2312	2085
	036				
	046				

	F5 F6	E	Mat.		
			1730	2312	2085
	F5				
	036				
	046				
	F6				
	036				
	046				

	F9	E	Mat.		
			1730	2312	2085
	027				
	036				

	F10	E	Mat.		
			1730	2312	2085
	027				
	036				

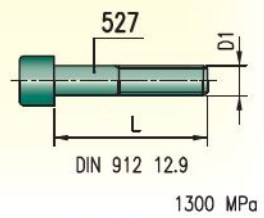
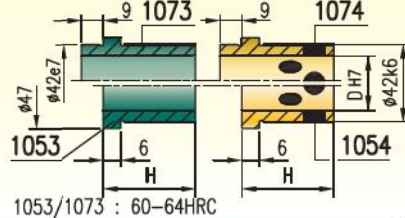
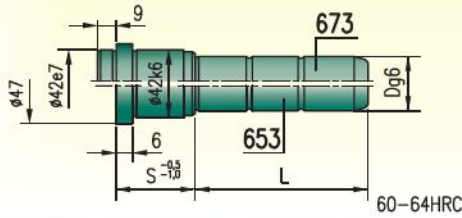
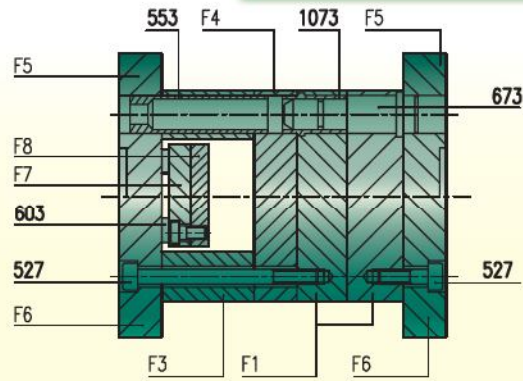
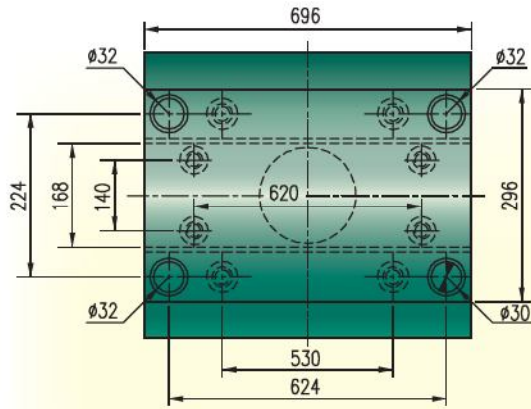
	F7	E	Mat.		
			1730	2312	2085
	027				

	F8	E	Mat.	
			1730	2085
	022			

	FE	E	T-X-Y
			T≤35/R10 T≤45/R12 T≤60/R16

CORPS DE MOULE STANDARD

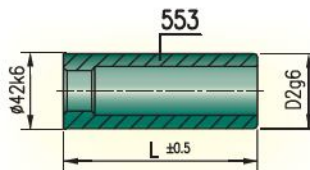
STANDARD MOULDS
STAMMFORMEN



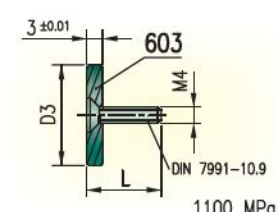
673		REF. 673 D=32 S=96 L=95 673-32-96-95									
653											
D=30/32											
S	L	673	653	S	L	673	653	S	L	673	653
27	45			66	55			156	115		
	65				75				155		
	105				95			196	155		
	165				115				195		
	185				135						
	245				175						
	285				245						
36	55			76	55						
	75				75						
	95				95						
	115				115						
	155				155						
	245				225						
	285										
46	45			86	55						
	65				75						
	85				95						
	105				115						
	125				155						
	165				225						
	245			96	55						
	285				75						
56	55				95						
	75				115						
	95				155						
	115				205						
	135				116	75					
	175					115					
	245					155					
	295					95					
						115					
						155					

1073-1074		1054 D=32 H=76 1054-32-76			
1053-1054					
D	H	1073	1074	1053	1054
30	27				
32	36				
	46				
	56				
	66				
	76				
	86				
	96				
	116				
	136				
	156				
	196				

527		527 D1=16 L=40 527-16-40			
D1	L	D1	L		
10	25				
	30				
16	30				
	35				
	40				
	45				
	50				
	55				
	60				
	65				
	70				
	75				
	80				
	90				
	100				
	110				
	120				
	130				
	140				
	150				



553		553 D2=42 L=60 553-42-60			
D2	L	D2	L		
42	40	42	160		
	60		180		
	80		200		
	100		220		
	120		260		
	140		300		



603		603 D3=16 L=12 603-16-12	
D3	L		
16	12		
25			

CMS OXA®

CORPS DE MOULE STANDARD

STANDARD MOULDS
STAMMFORMEN



346 x 346 346x346 F1 E=027 Mat.=1730 346346F10271730

	F1 F1U	E	Mat.						
			1730	2312	2162	2767	2311	2343	2085
<p>Technical drawing of F1 and F1U mold bodies. Dimensions include 346x346, M12, T1, 6.3, 30 H7, 29.5, and 36. A table shows E and T1 values: E=22, T1=22; E≥27, T1=18.</p>		022							
		027							
		036							
		046							
		056							
		066							
		076							
		086							
		096							
		116							

Mat. F1U : 2162, 2767, 2343

	F3	E	Mat.	
			1730	2085
<p>Technical drawing of F3 mold body. Dimensions include 346x346 and 43. A table shows E values: 056, 076, 096.</p>		056		
		076		
		096		

	F4	E	Mat.		
			1730	2312	2085
<p>Technical drawing of F4 mold body. Dimensions include 346x346. A table shows E values: 036, 046.</p>		036			
		046			

	F5 F6	E	Mat.		
			1730	2312	2085
<p>Technical drawing of F5 and F6 mold bodies. Dimensions include 346x396, 4, 13, and 90 H7. A table shows E values for F5 (027, 036) and F6 (027, 036).</p>		F5			
		027			
		036			
		F6			
		027			
		036			

	F9	E	Mat.		
			1730	2312	2085
<p>Technical drawing of F9 mold body. Dimensions include 346x346, 13, 4, and 90 H7. A table shows E values: 022, 027.</p>		022			
		027			

	F10	E	Mat.		
			1730	2312	2085
<p>Technical drawing of F10 mold body. Dimensions include 346x346 and 13. A table shows E values: 022, 027.</p>		022			
		027			

	F7	E	Mat.		
			1730	2312	2085
<p>Technical drawing of F7 mold body. Dimensions include 286x236x258x346 and M8. A table shows E value: 022.</p>		022			

	F8	E	Mat.	
			1730	2085
<p>Technical drawing of F8 mold body. Dimensions include 286x236x258x346 and M8. A table shows E value: 017.</p>		017		

	FE	E	T-X-Y	
			T	X-Y
<p>Technical drawing of FE mold body. Dimensions include 346x346, T1, R1.5, and R. A table shows E values for T: T≤35/R10, T≤45/R12, T≤60/R16.</p>		F1-E		

sur demande - délai supplémentaire 2 jours ouvrés / on request - Period of 2 working days / auf Anfrage - Frist von 2 Werktagen

CORPS DE MOULE STANDARD

STANDARD MOULDS
STAMMFORMEN



346 x 396 346x396 F1 E=027 Mat.=1730 346396F10271730

F1 F1U	E	Mat.						
		1730	2312	2162	2767	2311	2343	2085
	027							
	036							
	046							
	056							
	066							
	076							
	086							
	096							
	116							

E	T1
27	27
36	24.5
≥46	26

Mat. F1U : 2162, 2767, 2343

F3	E	Mat.	
		1730	2085
	056		
	066		
	076		
	086		
	096		
	116		

F4	E	Mat.		
		1730	2312	2085
	027			
	036			
	046			

F5 F6	E	Mat.		
		1730	2312	2085
	F5			
	027			
	036			
	046			
	F6			
	027			
	036			
	046			

F9	E	Mat.		
		1730	2312	2085
	022			
	027			
	036			

F10	E	Mat.		
		1730	2312	2085
	022			
	027			
	036			

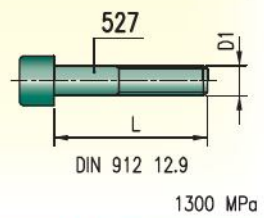
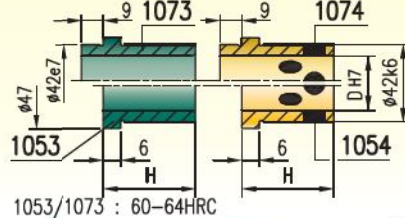
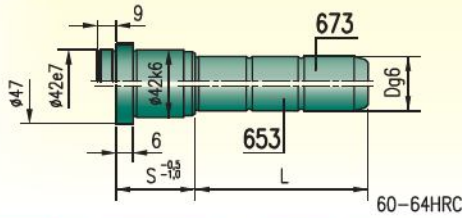
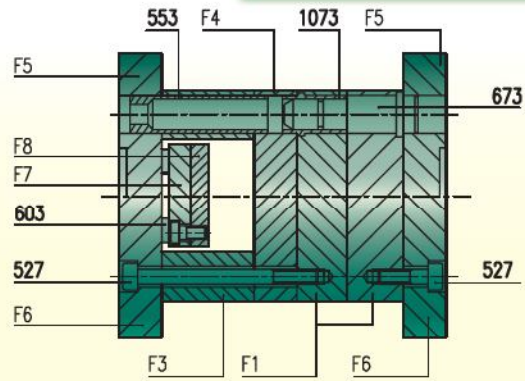
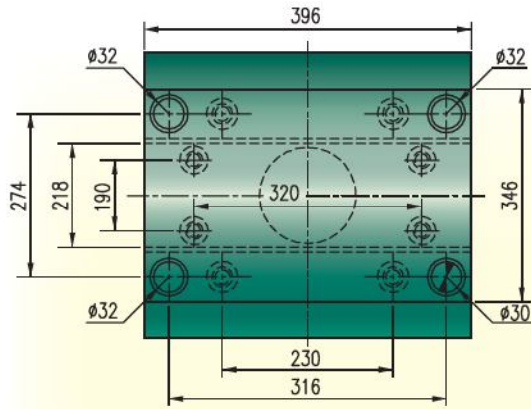
F7	E	Mat.		
		1730	2312	2085
	022			

F8	E	Mat.	
		1730	2085
	017		

FE	E	T-X-Y
		 Ts35/R10 Ts45/R12 Ts60/R16

CORPS DE MOULE STANDARD

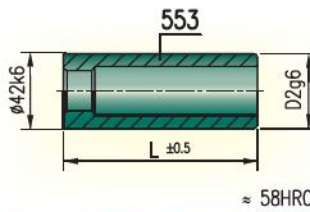
STANDARD MOULDS
STAMMFORMEN



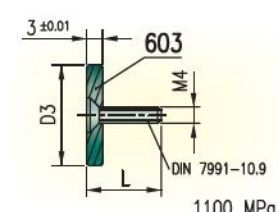
673		REF. 673 D=32 S=96 L=95		673-32-96-95	
D=30/32					
S	L	673	653	S	L
27	45			66	55
	65				75
	105				95
	165				115
	185				135
	245				175
	285				245
36	55			76	55
	75				75
	95				95
	115				115
	155				155
	245				225
	285				225
46	45			86	55
	65				75
	85				95
	105				115
	125				155
	165				225
	245			96	55
	285				75
56	55				95
	75				115
	95				155
	115				205
	135			116	75
	175				115
	245				155
	295			136	95
					115
					155

1073-1074		1054 D=32 H=76		1053-1054		1054 D=32 H=76	
D	H	1073	1074	1053	1054		
30	27						
32	36						
	46						
	56						
	66						
	76						
	86						
	96						
	116						
	136						
	156						
	196						

527		527 D1=16 L=40		527-16-40	
D1	L	D1	L		
10	25				
	30				
16	30				
	35				
	40				
	45				
	50				
	55				
	60				
	65				
	70				
	75				
	80				
	90				
	100				
	110				
	120				
	130				
	140				
	150				



553		553 D2=42 L=60		553-42-60	
D2	L	D2	L		
42	40				
	60				
	80				
	100				
	120				
	140				



603		603 D3=16 L=12		603-16-12	
D3	L				
16	12				
25					

CMS OXA®

CORPS DE MOULE STANDARD

STANDARD MOULDS
STAMMFORMEN



346 x 446 346x446 F1 E=027 Mat.=1730 346446F10271730

F1 F1U	E	Mat.						
		1730	2312	2162	2767	2311	2343	2085
	027							
	036							
	046							
	056							
	066							
	076							
	086							
	096							
	116							

E	T1
27	27
36	24.5
≥46	26

Mat. F1U : 2162, 2767, 2343

F3	E	Mat.	
		1730	2085
	056		
	066		
	076		
	086		
	096		
	116		
	136		

F4	E	Mat.		
		1730	2312	2085
	027			
	036			
	046			

F5 F6	E	Mat.		
		1730	2312	2085
	F5			
	027			
	036			
	046			
	F6			
	027			
	036			
	046			

F9	E	Mat.		
		1730	2312	2085
	022			
	027			
	036			

F10	E	Mat.		
		1730	2312	2085
	022			
	027			
	036			

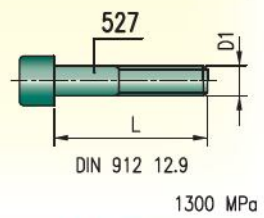
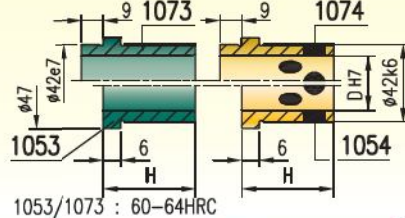
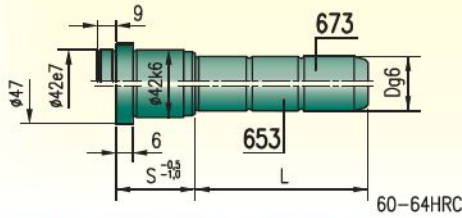
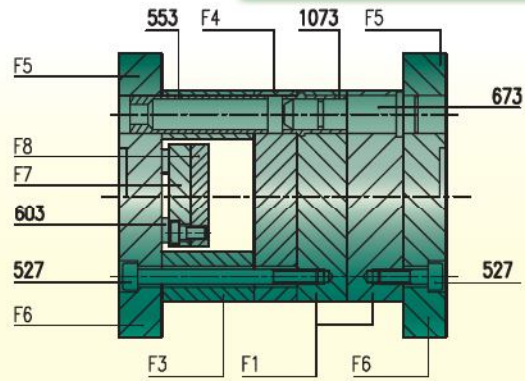
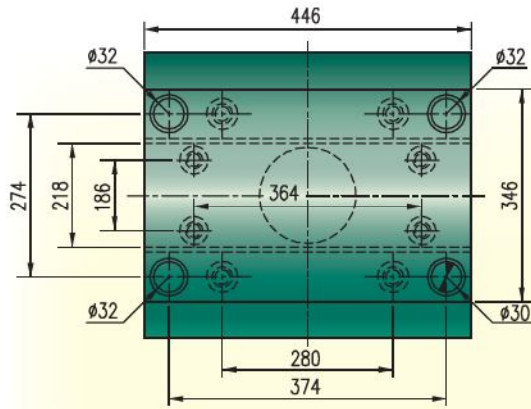
F7	E	Mat.		
		1730	2312	2085
	022			

F8	E	Mat.	
		1730	2085
	017		

FE	E	T-X-Y

CORPS DE MOULE STANDARD

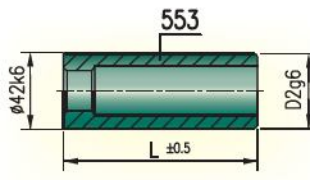
STANDARD MOULDS
STAMMFORMEN



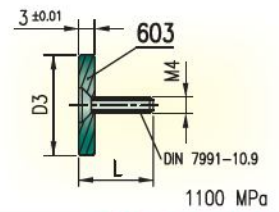
673		REF. 673 D=32 S=96 L=95 673-32-96-95									
653		D=30/32									
S	L	673	653	S	L	673	653	S	L	673	653
27	45			66	55			156	115		
	65				75				155		
	105				95			196	155		
	165				115				195		
	185				135						
	245				175						
	285				245						
36	55			76	55						
	75				75						
	95				95						
	115				115						
	155				155						
	245				225						
	285										
46	45			86	55						
	65				75						
	85				95						
	105				115						
	125				155						
	165				225						
	245			96	55						
	285				75						
56	55				95						
	75				115						
	95				155						
	115				205						
	135			116	75						
	175				115						
	245				155						
	295			136	95						
					115						
					155						

1073-1074		1054 D=32 H=76 1054-32-76			
1053-1054		1054 D=32 H=76 1054-32-76			
D	H	1073	1074	1053	1054
30	27				
32	36				
	46				
	56				
	66				
	76				
	86				
	96				
	116				
	136				
	156				
	196				

527		527 D1=16 L=40 527-16-40			
D1	L	D1	L		
10	25				
	30				
16	30				
	35				
	40				
	45				
	50				
	55				
	60				
	65				
	70				
	75				
	80				
	90				
	100				
	110				
	120				
	130				
	140				
	150				



553		553 D2=42 L=60 553-42-60			
D2	L	D2	L		
42	40				
	60				
	80				
	100				
	120				
	140				
		42	160		
			180		
			200		
			220		
			260		
			300		



603		603 D3=16 L=12 603-16-12	
D3	L		
16	12		
25			

CMS OXA®

CORPS DE MOULE STANDARD

STANDARD MOULDS
STAMMFORMEN



346 x 496 346x496 F1 E=027 Mat.=1730 346496F10271730

F1 F1U	E	Mat.						
		1730	2312	2162	2767	2311	2343	2085
	027							
	036							
	046							
	056							
	066							
	076							
	086							
	096							
	116							

E	T1
27	27
36	24.5
≥46	26

Mat. F1U : 2162, 2767, 2343

F3	E	Mat.	
		1730	2085
	056		
	066		
	076		
	086		
	096		
	116		
	136		

F4	E	Mat.		
		1730	2312	2085
	036			
	046			

F5 F6	E	Mat.		
		1730	2312	2085
	F5			
	027			
	036			
	046			
	F6			
	027			
	036			
	046			

F9	E	Mat.		
		1730	2312	2085
	022			
	027			
	036			

F10	E	Mat.		
		1730	2312	2085
	022			
	027			
	036			

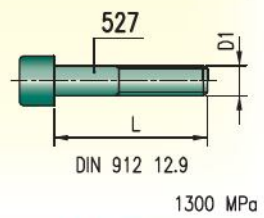
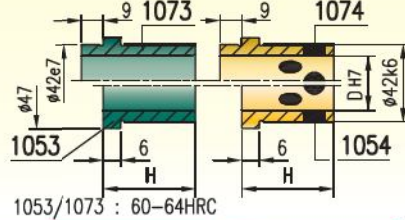
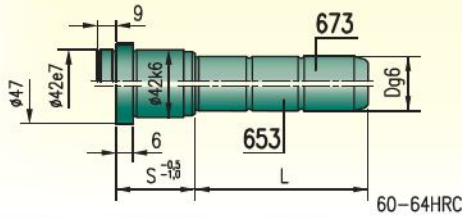
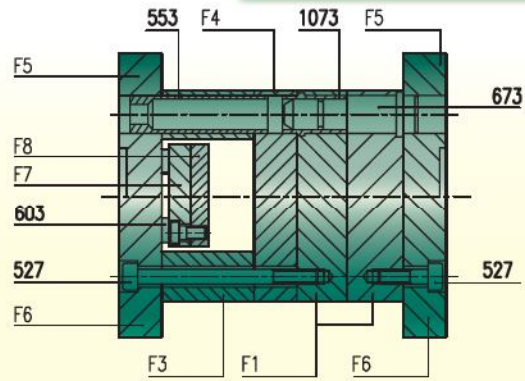
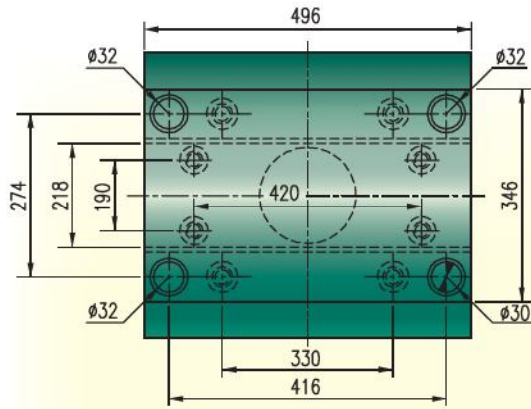
F7	E	Mat.		
		1730	2312	2085
	022			

F8	E	Mat.	
		1730	2085
	017		

FE	E	T-X-Y
		F1-E

CORPS DE MOULE STANDARD

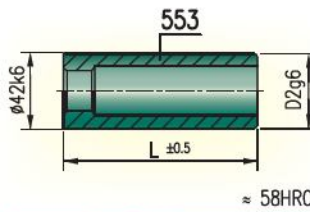
STANDARD MOULDS
STAMMFORMEN



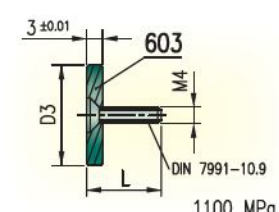
673		REF. 673 D=32 S=96 L=95		673-32-96-95	
D=30/32					
S	L	673	653	S	L
27	45			66	55
	65				75
	105				95
	165				115
	185				135
	245				175
	285				245
36	55			76	55
	75				75
	95				95
	115				115
	155				155
	245				225
	285				
46	45			86	55
	65				75
	85				95
	105				115
	125				155
	165				225
	245			96	55
	285				75
56	55				95
	75				115
	95				155
	115				205
	135			116	75
	175				115
	245				155
	295			136	95
					115
					155

1073-1074		1054 D=32 H=76		1053-1054		1054 D=32 H=76	
D	H	1073	1074	1053	1054		
30	27						
32	36						
	46						
	56						
	66						
	76						
	86						
	96						
	116						
	136						
	156						
	196						

527		527 D1=16 L=40		527-16-40	
D1	L	D1	L		
10	25				
	30				
16	30				
	35				
	40				
	45				
	50				
	55				
	60				
	65				
	70				
	75				
	80				
	90				
	100				
	110				
	120				
	130				
	140				
	150				



553		553 D2=42 L=60		553-42-60	
D2	L	D2	L		
42	40				
	60				
	80				
	100				
	120				
	140				



603		603 D3=16 L=12		603-16-12	
D3	L				
16	12				
25					

CMS OXA®

CORPS DE MOULE STANDARD

STANDARD MOULDS
STAMMFORMEN



346 x 546 346x546 F1 E=027 Mat.=1730 346546F10271730

F1 F1U	E	Mat.						
		1730	2312	2162	2767	2311	2343	2085
	027							
	036							
	046							
	056							
	066							
	076							
	086							
	096							
	116							
	136							

E	T1
27	27
36	24.5
≥46	26

Mat. F1U : 2162, 2767, 2343

F3	E	Mat.	
		1730	2085
	066		
	076		
	086		
	096		
	116		
	136		

F4	E	Mat.		
		1730	2312	2085
	036			
	046			

F5 F6	E	Mat.		
		1730	2312	2085
	F5			
	036			
	046			
	F6			
	036			
	046			

F9	E	Mat.		
		1730	2312	2085
	027			
	036			

F10	E	Mat.		
		1730	2312	2085
	027			
	036			

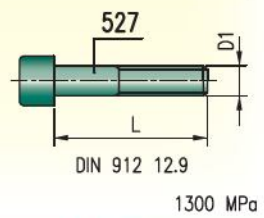
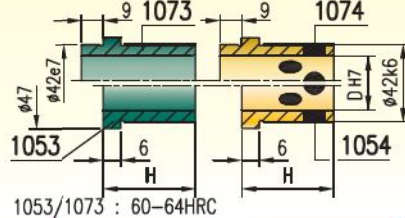
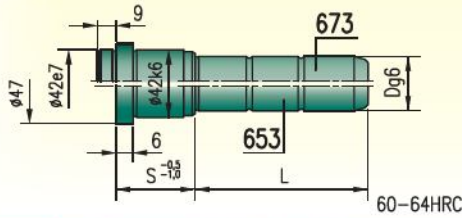
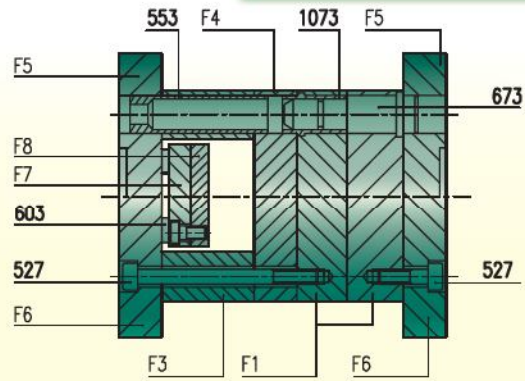
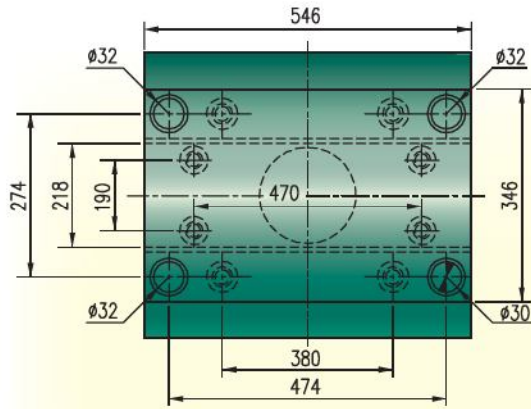
F7	E	Mat.		
		1730	2312	2085
	027			

F8	E	Mat.	
		1730	2085
	022		

FE	E	T-X-Y

CORPS DE MOULE STANDARD

STANDARD MOULDS
STAMMFORMEN



673 653 REF. 673 D=32 S=96 L=95 673-32-96-95												1073-1074 1053-1054 1054 D=32 H=76 1054-32-76					527 527 D1=16 L=40 527-16-40				
D=30/32												D	H	1073	1074	1053	1054	D1	L	D1	L
S	L	673	653	S	L	673	653	S	L	673	653										
27	45			66	55			156	115			10	25		16	160					
	65				75				155				30			180					
	105				95			196	155			16	30			200					
	165				115				195				35			220					
	185				135								40			240					
	245				175								45			300					
	285				245								50			350					
					295								55			400					
36	55			76	55								60			450					
	75				75								65								
	95				95								70								
	115				115								75								
	155				155								80								
	245				155								90								
	285				225								100								
					225								110								
46	45			86	55								120								
	65				75								130								
	85				95								140								
	105				115								150								
	125				155																
	165				225																
	245				225																
	285				225																
					225																
56	55			96	55																
	75				75																
	95				95																
	115				115																
	135				155																
	175				205																
	245				205																
	295				205																
					205																
					116	75															
					115	115															
					155	155															
					136	95															
					115	115															
					155	155															

553 553 D2=42 L=60 553-42-60			
D2	L	D2	L
42	40	42	160
	60		180
	80		200
	100		220
	120		260
	140		300

603 603 D3=16 L=12 603-16-12		
D3	L	
16	12	
25		

CORPS DE MOULE STANDARD

STANDARD MOULDS
STAMMFORMEN



346 x 596 346x596 F1 E=027 Mat.=1730 346596F10271730

F1 F1U	E	Mat.						
		1730	2312	2162	2767	2311	2343	2085
	027							
	036							
	046							
	056							
	066							
	076							
	086							
	096							
	116							
	136							

Mat. F1U : 2162, 2767, 2343

F3	E	Mat.	
		1730	2085
	066		
	076		
	086		
	096		
	116		
	136		

F4	E	Mat.		
		1730	2312	2085
	036			
	046			

F5 F6	E	Mat.		
		1730	2312	2085
	F5			
	036			
	046			
	F6			
	036			
	046			

F9	E	Mat.		
		1730	2312	2085
	027			
	036			

F10	E	Mat.		
		1730	2312	2085
	027			
	036			

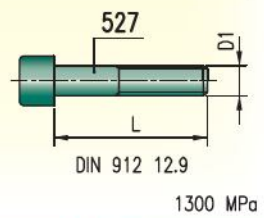
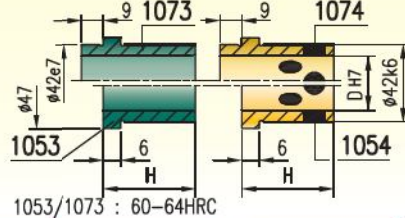
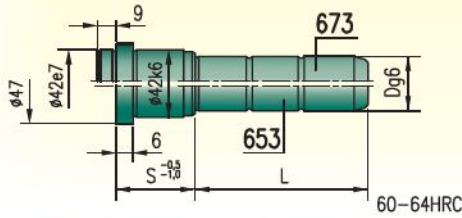
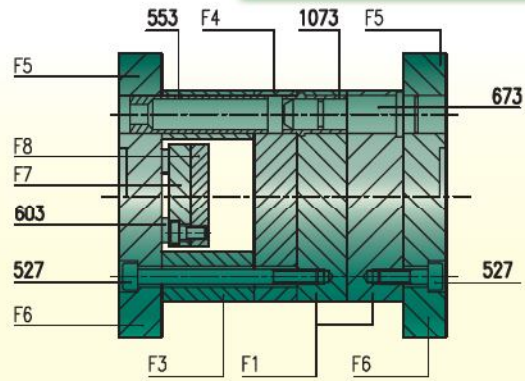
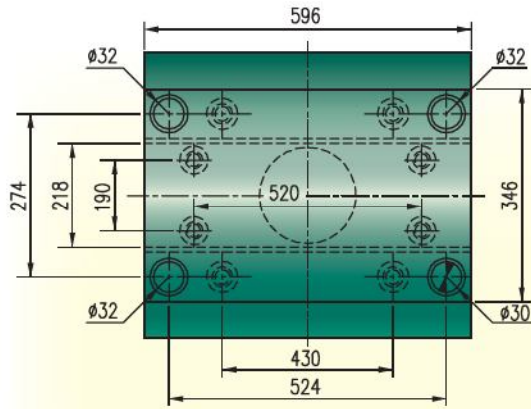
F7	E	Mat.		
		1730	2312	2085
	027			

F8	E	Mat.	
		1730	2085
	022		

FE	E	T-X-Y

CORPS DE MOULE STANDARD

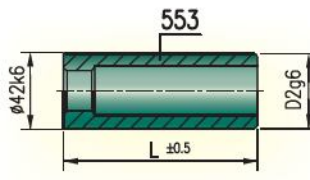
STANDARD MOULDS
STAMMFORMEN



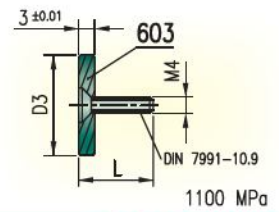
673		REF. 673 D=32 S=96 L=95 673-32-96-95									
653		D=30/32									
S	L	673	653	S	L	673	653	S	L	673	653
27	45			66	55			156	115		
	65				75				155		
	105				95			196	155		
	165				115				195		
	185				135						
	245				175						
	285				245						
36	55			76	55						
	75				75						
	95				95						
	115				115						
	155				155						
	245				225						
	285										
46	45			86	55						
	65				75						
	85				95						
	105				115						
	125				155						
	165				225						
	245			96	55						
	285				75						
56	55				95						
	75				115						
	95				155						
	115				205						
	135			116	75						
	175				115						
	245				155						
	295			136	95						
					115						
					155						

1073-1074		1054 D=32 H=76 1054-32-76			
1053-1054		1054 D=32 H=76 1054-32-76			
D	H	1073	1074	1053	1054
30	27				
32	36				
	46				
	56				
	66				
	76				
	86				
	96				
	116				
	136				
	156				
	196				

527		527 D1=16 L=40 527-16-40			
D1	L	D1	L		
10	25				
	30				
16	30				
	35				
	40				
	45				
	50				
	55				
	60				
	65				
	70				
	75				
	80				
	90				
	100				
	110				
	120				
	130				
	140				
	150				



553		553 D2=42 L=60 553-42-60			
D2	L	D2	L		
42	40	42	160		
	60		180		
	80		200		
	100		220		
	120		260		
	140		300		



603		603 D3=16 L=12 603-16-12	
D3	L		
16	12		
25			

CORPS DE MOULE STANDARD

STANDARD MOULDS
STAMMFORMEN



346 x 696



346x696 F1 E=27 Mat.=1730



346696F10271730

F1 F1U	E	Mat.			
		1730	2312	2311	2085
	027				
	036				
	046				
	056				
	066				
	076				
	086				
	096				
	116				
	136				

E	T1
27	27
36	24.5
≥46	26

F3	E	Mat.	
		1730	2085
	076		
	086		
	096		
	116		
	136		

F4	E	Mat.		
		1730	2312	2085
	036			
	046			

F5 F6	E	Mat.		
		1730	2312	2085
	F5			
	036			
	046			
	F6			
	036			
	046			

F9	E	Mat.		
		1730	2312	2085
	027			
	036			

F10	E	Mat.		
		1730	2312	2085
	027			
	036			

F7	E	Mat.		
		1730	2312	2085
	027			

F8	E	Mat.	
		1730	2085
	022		

FE	E	T-X-Y

CORPS DE MOULE STANDARD

STANDARD MOULDS
STAMMFORMEN



346 x 796 346x796 F1 E=56 Mat.=1730 346796F10561730

F1 F1U	E	Mat.			
		1730	2312	2311	2085
	036				
	046				
	056				
	076				
	096				
	116				
	136				
	156				

F3	E	Mat.	
		1730	2085
	086		
	096		
	116		
	136		
	156		

F4	E	Mat.		
		1730	2312	2085
	036			
	046			
	056			

F5 F6	E	Mat.	
		1730	2085
	F5		
	046		
	056		
	F6		
	046		
	056		

F9	E	Mat.		
		1730	2312	2085
	036			
	046			

F10	E	Mat.		
		1730	2312	2085
	036			
	046			

F7	E	Mat.		
		1730	2312	2085
	027			

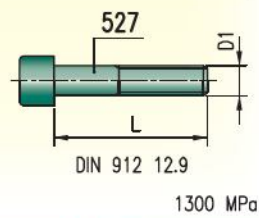
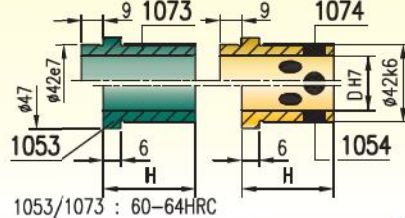
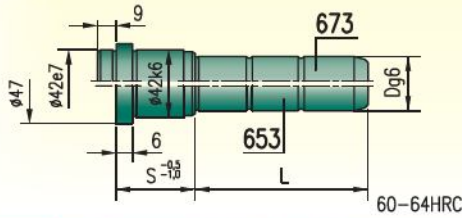
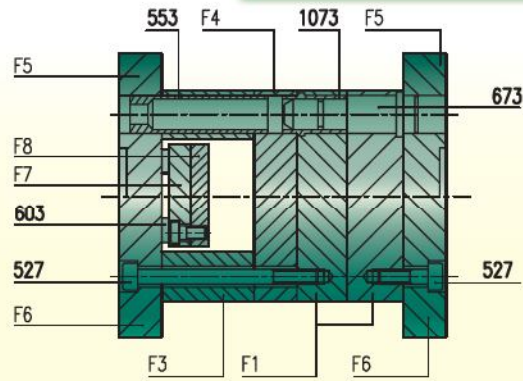
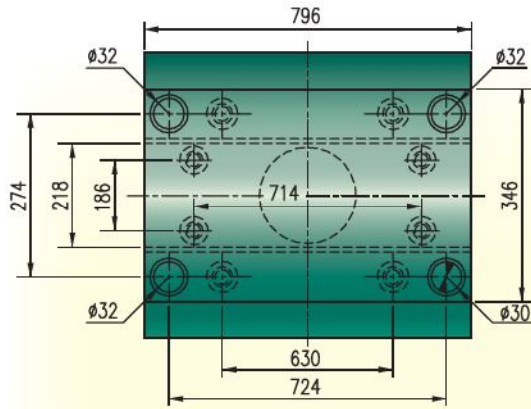
F8	E	Mat.	
		1730	2085
	022		

FE	E	T-X-Y		
	F1-E			

sur demande - délai
supplémentaire 2 jours
ouvrés / on request -
Period of 2 working days
/ auf Anfrage - Frist von 2
Werktagen

CORPS DE MOULE STANDARD

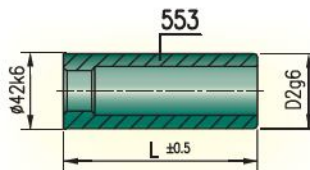
STANDARD MOULDS
STAMMFORMEN



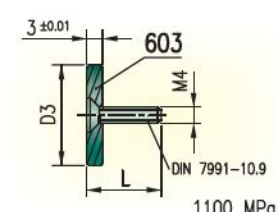
673		REF. 673 D=32 S=96 L=95 673-32-96-95									
653		D=30/32									
S	L	673	653	S	L	673	653	S	L	673	653
27	45			66	55			156	115		
	65				75				155		
	105				95			196	155		
	165				115				195		
	185				135						
	245				175						
	285				245						
36	55			76	55						
	75				75						
	95				95						
	115				115						
	155				155						
	245				225						
	285										
46	45			86	55						
	65				75						
	85				95						
	105				115						
	125				155						
	165				225						
	245			96	55						
	285				75						
56	55				95						
	75				115						
	95				155						
	115				205						
	135			116	75						
	175				115						
	245				155						
	295			136	95						
					115						
					155						

1073-1074		1054 D=32 H=76 1054-32-76			
1053-1054		1054 D=32 H=76 1054-32-76			
D	H	1073	1074	1053	1054
30	27				
32	36				
	46				
	56				
	66				
	76				
	86				
	96				
	116				
	136				
	156				
	196				

527		527 D1=16 L=40 527-16-40			
D1	L	D1	L		
10	25				
	30				
16	30				
	35				
	40				
	45				
	50				
	55				
	60				
	65				
	70				
	75				
	80				
	90				
	100				
	110				
	120				
	130				
	140				
	150				



553		553 D2=42 L=60 553-42-60			
D2	L	D2	L		
42	40	42	160		
	60		180		
	80		200		
	100		220		
	120		260		
	140		300		



603		603 D3=16 L=12 603-16-12	
D3	L		
16	12		
25			

CMS OXA®

CORPS DE MOULE STANDARD

STANDARD MOULDS
STAMMFORMEN



396 x 396 396x396 F1 E=027 Mat.-1730 396396F10271730

F1 F1U	E	Mat.						
		1730	2312	2162	2767	2311	2343	2085
	027							
	036							
	046							
	056							
	066							
	076							
	086							
	096							
116								

Mat. F1U : 2162, 2767, 2343

F3	E	Mat.	
		1730	2085
	056		
	066		
	076		
	086		
	096		
	116		

F4	E	Mat.		
		1730	2312	2085
	036			
	046			

F5 F6	E	Mat.		
		1730	2312	2085
	F5			
	027			
	036			
	046			
	F6			
	027			
036				
046				

F9	E	Mat.		
		1730	2312	2085
	022			
	027			
	036			

F10	E	Mat.		
		1730	2312	2085
	022			
	027			
	036			

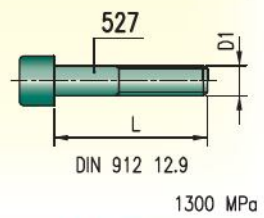
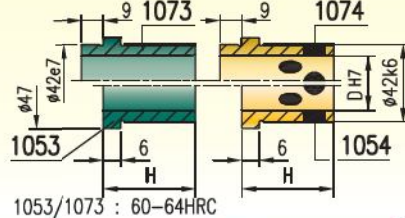
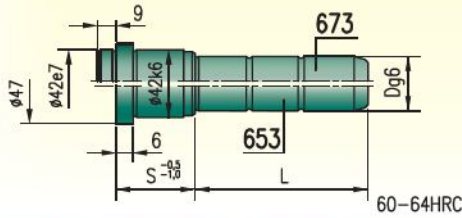
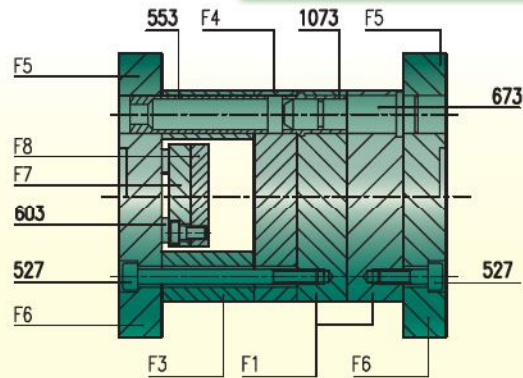
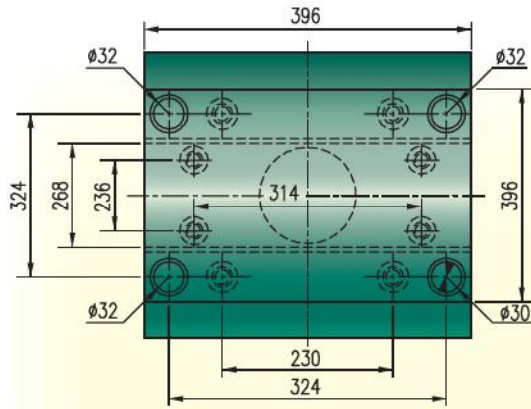
F7	E	Mat.		
		1730	2312	2085
	022			

F8	E	Mat.	
		1730	2085
	017		

FE	E	T-X-Y

CORPS DE MOULE STANDARD

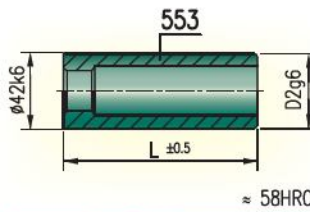
STANDARD MOULDS
STAMMFORMEN



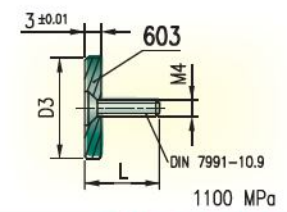
673		653		REF. 673 D=32 S=96 L=95 673-32-96-95									
D=30/32													
S	L	673	653	S	L	673	653	S	L	673	653		
27	45			66	55			156	115				
	65				75				155				
	105				95			196	155				
	165				115				195				
	185				135								
	245				175								
	285				245								
36	55			76	55								
	75				75								
	95				95								
	115				115								
	155				155								
	245				225								
	285												
46	45			86	55								
	65				75								
	85				95								
	105				115								
	125				155								
	165				225								
	245			96	55								
	285				75								
56	55				95								
	75				115								
	95				155								
	115				205								
	135				116	75							
	175					115							
	245					155							
	295				136	95							
						115							
						155							

1073-1074		1053-1054		1054 D=32 H=76 1054-32-76			
D	H	1073	1074	1053	1054		
30	27						
32	36						
	46						
	56						
	66						
	76						
	86						
	96						
	116						
	136						
	156						
	196						

527		527 D1=16 L=40 527-16-40			
D1	L	D1	L		
10	25				
	30				
16	30				
	35				
	40				
	45				
	50				
	55				
	60				
	65				
	70				
	75				
	80				
	90				
	100				
	110				
	120				
	130				
	140				
	150				



553		553 D2=42 L=60 553-42-60	
D2	L	D2	L
42	40	42	160
	60		180
	80		200
	100		220
	120		260
	140		300



603		603 D3=16 L=12 603-16-12	
D3	L		
16	12		
25			

CORPS DE MOULE STANDARD

STANDARD MOULDS
STAMMFORMEN



396 x 446 396x446 F1 E=027 Mat.=1730 396446F10271730

F1 F1U	E	Mat.						
		1730	2312	2162	2767	2311	2343	2085
	027							
	036							
	046							
	056							
	066							
	076							
	086							
	096							
	116							

E	T1
27	27
36	24.5
≥46	26

Mat. F1U : 2162, 2767, 2343

F3	E	Mat.	
		1730	2085
	056		
	066		
	076		
	086		
	096		
	116		

F4	E	Mat.		
		1730	2312	2085
	036			
	046			

F5 F6	E	Mat.		
		1730	2312	2085
	F5			
	027			
	036			
	046			
	F6			
	027			
	036			
	046			

F9	E	Mat.		
		1730	2312	2085
	027			
	036			

F10	E	Mat.		
		1730	2312	2085
	027			
	036			

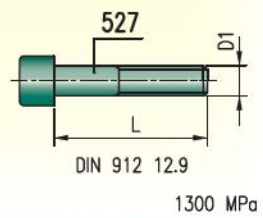
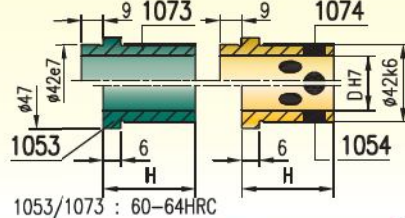
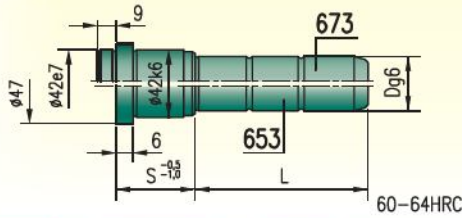
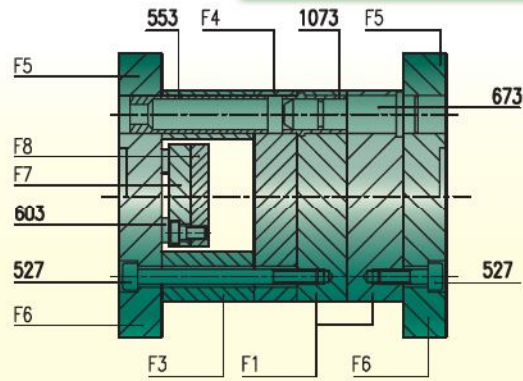
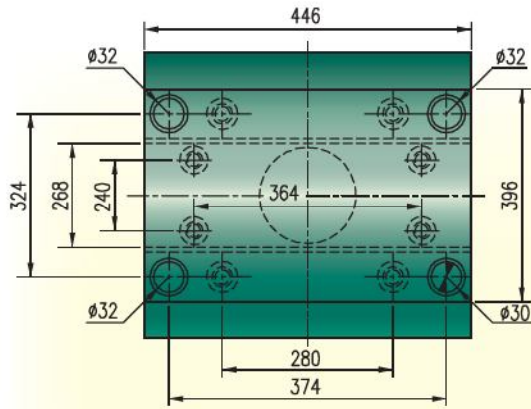
F7	E	Mat.		
		1730	2312	2085
	022			

F8	E	Mat.	
		1730	2085
	017		

FE	E	T-X-Y
		F1-E

CORPS DE MOULE STANDARD

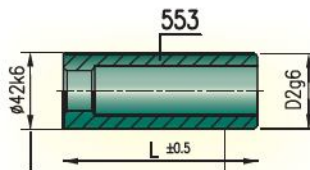
STANDARD MOULDS
STAMMFORMEN



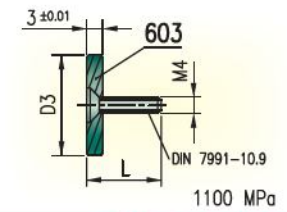
673		REF. 673 D=32 S=96 L=95		673-32-96-95	
D=30/32					
S	L	673	653	S	L
27	45			66	55
	65				75
	105				95
	165				115
	185				135
	245				175
	285				245
36	55			76	55
	75				75
	95				95
	115				115
	155				155
	245				225
	285				225
46	45			86	55
	65				75
	85				95
	105				115
	125				155
	165				225
	245			96	55
	285				75
56	55				95
	75				115
	95				155
	115				205
	135			116	75
	175				115
	245				155
	295			136	95
					115
					155

1073-1074		1054 D=32 H=76		1054-32-76	
D	H	1073	1074	1053	1054
30	27				
32	36				
	46				
	56				
	66				
	76				
	86				
	96				
	116				
	136				
	156				
	196				

527		527 D1=16 L=40		527-16-40	
D1	L	D1	L		
10	25				
	30				
16	30				
	35				
	40				
	45				
	50				
	55				
	60				
	65				
	70				
	75				
	80				
	90				
	100				
	110				
	120				
	130				
	140				
	150				



553		553 D2=42 L=60		553-42-60	
D2	L	D2	L		
42	40				
	60				
	80				
	100				
	120				
	140				



603		603 D3=16 L=12		603-16-12	
D3	L				
16	12				
25					

CORPS DE MOULE STANDARD

STANDARD MOULDS
STAMMFORMEN



396 x 496 396x496 F1 E=027 Mat.=1730 396496F10271730

F1 F1U	E	Mat.						
		1730	2312	2162	2767	2311	2343	2085
	027							
	036							
	046							
	056							
	066							
	076							
	086							
	096							
	116							
	136							

E	T1
27	27
36	24.5
≥46	26

Mat. F1U : 2162, 2767, 2343

F3	E	Mat.	
		1730	2085
	066		
	076		
	086		
	096		
	116		
	136		

F4	E	Mat.		
		1730	2312	2085
	036			
	046			

F5 F6	E	Mat.		
		1730	2312	2085
	F5			
	036			
	046			
	F6			
	036			
	046			

F9	E	Mat.		
		1730	2312	2085
	027			
	036			

F10	E	Mat.		
		1730	2312	2085
	027			
	036			

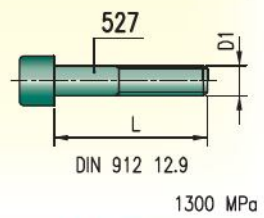
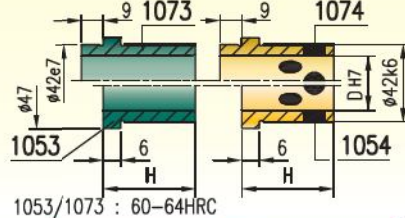
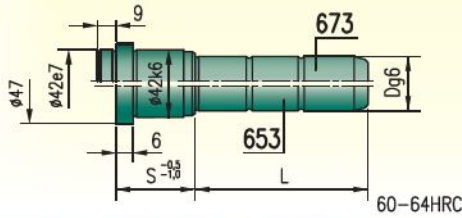
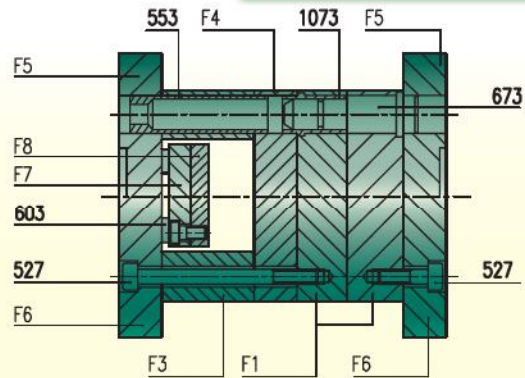
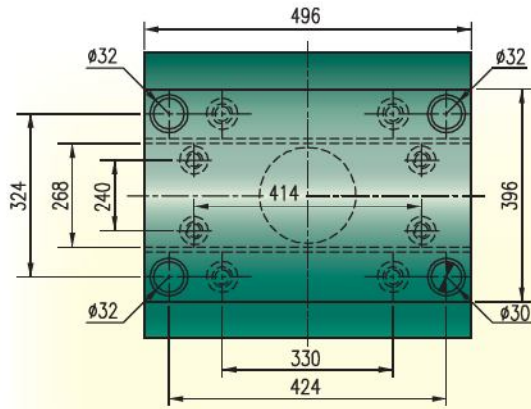
F7	E	Mat.		
		1730	2312	2085
	027			

F8	E	Mat.	
		1730	2085
	022		

FE	E	T-X-Y
		F1-E

CORPS DE MOULE STANDARD

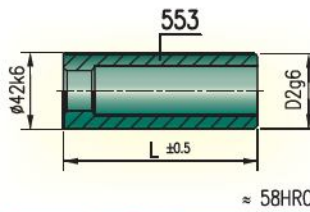
STANDARD MOULDS
STAMMFORMEN



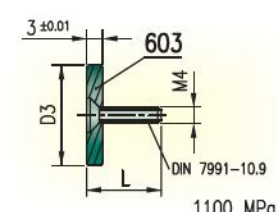
673		REF. 673 D=32 S=96 L=95 673-32-96-95									
653		D=30/32									
S	L	673	653	S	L	673	653	S	L	673	653
27	45			66	55			156	115		
	65				75				155		
	105				95			196	155		
	165				115				195		
	185				135						
	245				175						
	285				245						
36	55			76	55						
	75				75						
	95				95						
	115				115						
	155				155						
	245				225						
	285										
46	45			86	55						
	65				75						
	85				95						
	105				115						
	125				155						
	165				225						
	245			96	55						
	285				75						
56	55				95						
	75				115						
	95				155						
	115				205						
	135			116	75						
	175				115						
	245				155						
	295			136	95						
					115						
					155						

1073-1074		1054 D=32 H=76 1054-32-76			
1053-1054		1054 D=32 H=76 1054-32-76			
D	H	1073	1074	1053	1054
30	27				
32	36				
	46				
	56				
	66				
	76				
	86				
	96				
	116				
	136				
	156				
	196				

527		527 D1=16 L=40 527-16-40			
D1	L	D1	L		
10	25				
	30				
16	30				
	35				
	40				
	45				
	50				
	55				
	60				
	65				
	70				
	75				
	80				
	90				
	100				
	110				
	120				
	130				
	140				
	150				



553		553 D2=42 L=60 553-42-60			
D2	L	D2	L		
42	40				
	60				
	80				
	100				
	120				
	140				
		42	160		
			180		
			200		
			220		
			260		
			300		



603		603 D3=16 L=12 603-16-12	
D3	L		
16	12		
25			

CMS OXA®

CORPS DE MOULE STANDARD

STANDARD MOULDS
STAMMFORMEN



396 x 546 396x546 F1 E=027 Mat.=1730 396546F10271730

F1 F1U	E	Mat.						
		1730	2312	2162	2767	2311	2343	2085
	027							
	036							
	046							
	056							
	066							
	076							
	086							
	096							
	116							
	136							

Mat. F1U : 2162, 2767, 2343

F3	E	Mat.	
		1730	2085
	066		
	076		
	086		
	096		
	116		
	136		

F4	E	Mat.		
		1730	2312	2085
	046			
	056			

F5 F6	E	Mat.		
		1730	2312	2085
	F5			
	036			
	046			
	F6			
	036			
	046			

F9	E	Mat.		
		1730	2312	2085
	027			
	036			

F10	E	Mat.		
		1730	2312	2085
	027			
	036			

F7	E	Mat.		
		1730	2312	2085
	027			

F8	E	Mat.	
		1730	2085
	017		

FE	E	T-X-Y
		F1-E

CORPS DE MOULE STANDARD

STANDARD MOULDS
STAMMFORMEN



396 x 596 396x596 F1 E=027 Mat.=1730 396596F10271730

F1 F1U	E	Mat.						
		1730	2312	2162	2767	2311	2343	2085
	027							
	036							
	046							
	056							
	066							
	076							
	086							
	096							
116								
136								

Mat. F1U : 2162, 2767, 2343

F3	E	Mat.	
		1730	2085
	066		
	076		
	086		
	096		
	116		
	136		

F4	E	Mat.		
		1730	2312	2085
	046			
	056			

F5 F6	E	Mat.		
		1730	2312	2085
	F5			
	036			
	046			
	F6			
	036			
	046			

F9	E	Mat.		
		1730	2312	2085
	027			
	036			

F10	E	Mat.		
		1730	2312	2085
	027			
	036			

F7	E	Mat.		
		1730	2312	2085
	027			

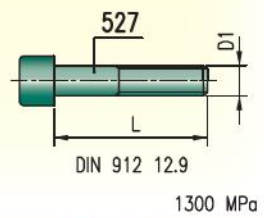
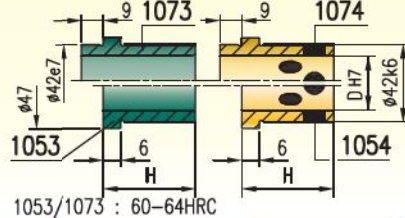
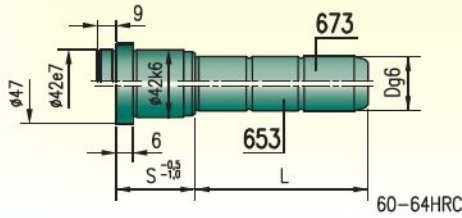
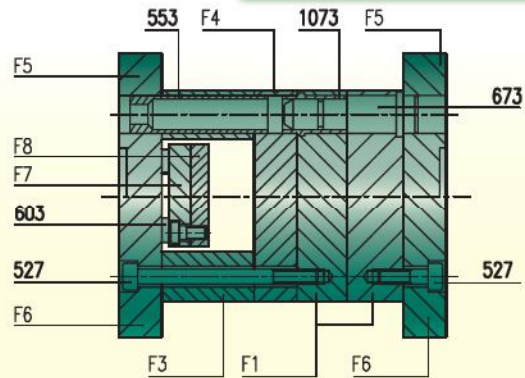
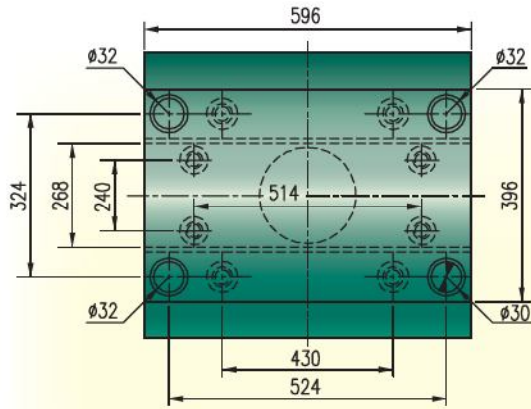
F8	E	Mat.	
		1730	2085
	022		

FE	E	T-X-Y	
	F1-E		

sur demande - délai supplémentaire 2 jours ouvrés / on request - Period of 2 working days / auf Anfrage - Frist von 2 Werktagen

CORPS DE MOULE STANDARD

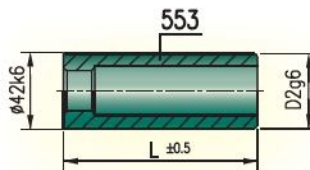
STANDARD MOULDS
STAMMFORMEN



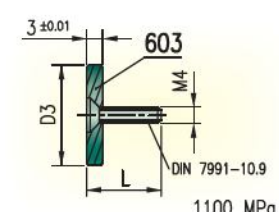
673		REF. 673 D=32 S=96 L=95		673-32-96-95	
D=30/32					
S	L	673	653	S	L
27	45			66	55
	65				75
	105				95
	165				115
	185				135
	245				175
	285				245
36	55			76	55
	75				75
	95				95
	115				115
	155				155
	245				225
	285				225
46	45			86	55
	65				75
	85				95
	105				115
	125				155
	165				225
	245			96	55
	285				75
56	55				95
	75				115
	95				155
	115				205
	135			116	75
	175				115
	245				155
	295			136	95
					115
					155

1073-1074		1054 D=32 H=76		1053-1054		1054 D=32 H=76	
1053/1073 : 60-64HRC				1054-32-76			
D	H	1073	1074	1053	1054		
30	27						
32	36						
	46						
	56						
	66						
	76						
	86						
	96						
	116						
	136						
	156						
	196						

527		527 D1=16 L=40		527-16-40	
D1	L	D1	L		
10	25				
	30				
16	30				
	35				
	40				
	45				
	50				
	55				
	60				
	65				
	70				
	75				
	80				
	90				
	100				
	110				
	120				
	130				
	140				
	150				



553		553 D2=42 L=60		553-42-60	
D2	L	D2	L		
42	40				
	60				
	80				
	100				
	120				
	140				
		42	160		
			180		
			200		
			220		
			260		
			300		



603		603 D3=16 L=12		603-16-12	
D3	L				
16	12				
25					

CMS OXA®

CORPS DE MOULE STANDARD

STANDARD MOULDS
STAMMFORMEN



396 x 696 396x696 F1 E=56 Mat.=1730 396696F10561730

	F1 F1U	E	Mat.			
			1730	2312	2311	2085
		036				
		046				
		056				
		066				
		076				
		086				
		096				
		116				
		136				
		156				

	F3	E	Mat.	
			1730	2085
		076		
		086		
		096		
		116		
		136		

	F4	E	Mat.		
			1730	2312	2085
		046			
		056			

	F5 F6	E	Mat.		
			1730	2312	2085
	F5				
	046				
	056				
	F6				
	046				
	056				

	F9	E	Mat.		
			1730	2312	2085
		036			
		046			

	F10	E	Mat.		
			1730	2312	2085
		036			
		046			

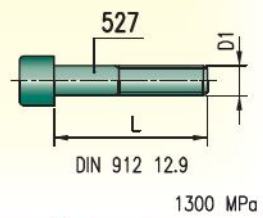
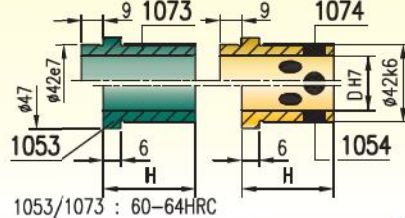
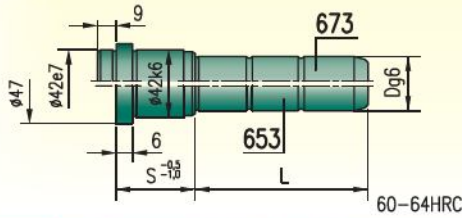
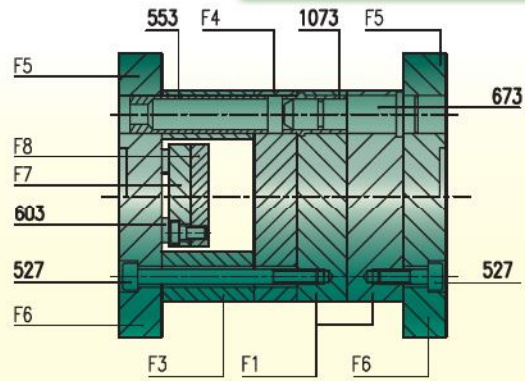
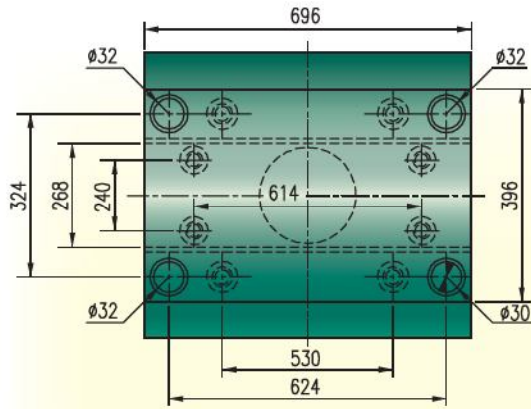
	F7	E	Mat.		
			1730	2312	2085
		036			

	F8	E	Mat.	
			1730	2085
		027		

	FE	E	T-X-Y

CORPS DE MOULE STANDARD

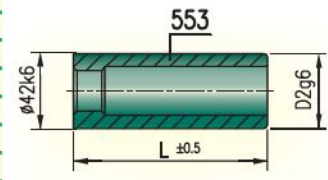
STANDARD MOULDS
STAMMFORMEN



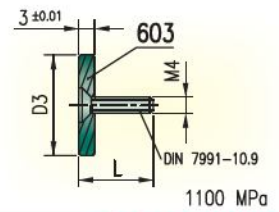
673		REF. 673 D=32 S=96 L=95 673-32-96-95									
653		D=30/32									
S	L	673	653	S	L	673	653	S	L	673	653
27	45			66	55			156	115		
	65				75				155		
	105				95			196	155		
	165				115				195		
	185				135						
	245				175						
	285				245						
36	55			76	55						
	75				75						
	95				95						
	115				115						
	155				155						
	245				225						
	285										
46	45			86	55						
	65				75						
	85				95						
	105				115						
	125				155						
	165				225						
	245			96	55						
	285				75						
56	55				95						
	75				115						
	95				155						
	115				205						
	135				116	75					
	175					115					
	245					155					
	295				136	95					
						115					
						155					

1073-1074		1054 D=32 H=76 1054-32-76			
1053-1054		1054 D=32 H=76 1054-32-76			
D	H	1073	1074	1053	1054
30	27				
32	36				
	46				
	56				
	66				
	76				
	86				
	96				
	116				
	136				
	156				
	196				

527		527 D1=16 L=40 527-16-40			
D1	L	D1	L		
10	40				
16	30				
	35				
	40				
	45				
	50				
	55				
	60				
	65				
	70				
	75				
	80				
	90				
	100				
	110				
	120				
	130				
	140				
	150				
	160				



553		553 D2=42 L=60 553-42-60			
D2	L	D2	L		
42	40	42	160		
	60		180		
	80		200		
	100		220		
	120		260		
	140		300		



603		603 D3=16 L=12 603-16-12	
D3	L		
16	12		
25			

CMS OXA®

CORPS DE MOULE STANDARD

STANDARD MOULDS
STAMMFORMEN



396 x 796 396x796 F1 E=56 Mat.=1730 396796F10561730

	F1 F1U	E	Mat.									
			1730	2312	2311	2085						
<table border="1" style="margin-left: 20px;"> <tr><th>E</th><th>T1</th></tr> <tr><td>36</td><td>24.5</td></tr> <tr><td>≥46</td><td>26</td></tr> </table>	E	T1	36	24.5	≥46	26						
	E	T1										
	36	24.5										
	≥46	26										
	036											
	046											
	056											
	076											
	096											
	116											
136												
156												

	F3	E	Mat.	
			1730	2085
	086			
	096			
	116			
	136			
	156			

	F4	E	Mat.		
			1730	2312	2085
	046				
	056				

	F5 F6	E	Mat.		
			1730	2312	2085
	F5				
	046				
	056				
	F6				
	046				
056					

	F9	E	Mat.		
			1730	2312	2085
	036				
	046				

	F10	E	Mat.		
			1730	2312	2085
	036				
	046				

	F7	E	Mat.		
			1730	2312	2085
	036				

	F8	E	Mat.		
			1730	2312	2085
	027				

	FE	E	T-X-Y		
	F1-E				
	sur demande - délai supplémentaire 2 jours ouvrés / on request - Period of 2 working days / auf Anfrage - Frist von 2 Werktagen				

CORPS DE MOULE STANDARD

STANDARD MOULDS
STAMMFORMEN



396 x 896

396x896 F1 E=56 Mat.=1730



396896F10561730

F1 F1U	E	Mat.			
		1730	2312	2311	2085
	036				
	046				
	056				
	076				
	096				
	116				
	136				
	156				

F3	E	Mat.	
		1730	2085
	086		
	096		
	116		
	136		
	156		

F4	E	Mat.		
		1730	2312	2085
	046			
	056			

F5 F6	E	Mat.		
		1730	2312	2085
	F5			
	046			
	056			
	F6			
	046			
	056			

F9	E	Mat.		
		1730	2312	2085
	036			
	046			

F10	E	Mat.		
		1730	2312	2085
	036			
	046			

F7	E	Mat.		
		1730	2312	2085
	036			

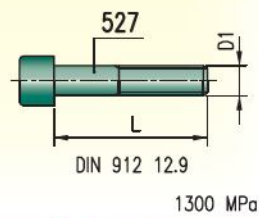
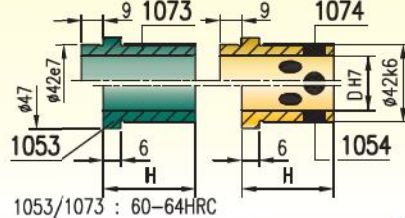
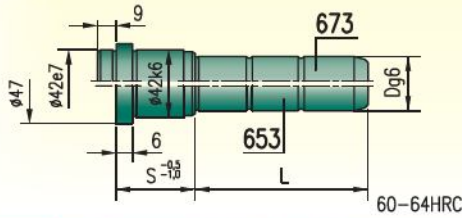
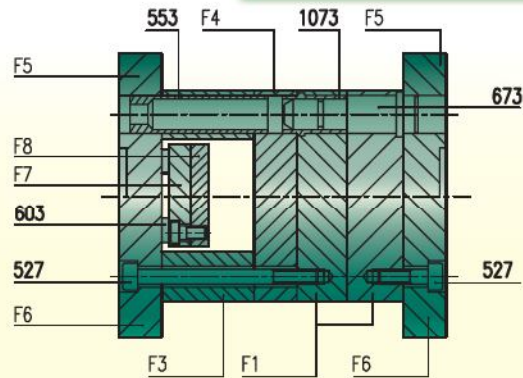
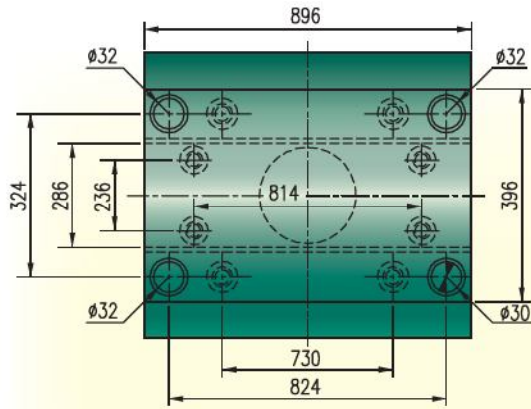
F8	E	Mat.	
		1730	2085
	027		

FE	E	T-X-Y		
		T	X	Y
	F1-E			

sur demande - délai
supplémentaire 2 jours
ouverts / on request -
Period of 2 working days
/ auf Anfrage - Frist von 2
Werktagen

CORPS DE MOULE STANDARD

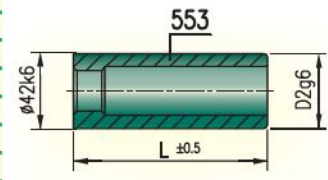
STANDARD MOULDS
STAMMFORMEN



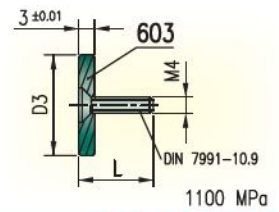
673		REF. 673 D=32 S=96 L=95 673-32-96-95									
653											
D=30/32											
S	L	673	653	S	L	673	653	S	L	673	653
27	45			66	55			156	115		
	65				75				155		
	105				95			196	155		
	165				115				195		
	185				135						
	245				175						
	285				245						
36	55			76	55						
	75				75						
	95				95						
	115				115						
	155				155						
	245				225						
	285										
46	45			86	55						
	65				75						
	85				95						
	105				115						
	125				155						
	165				225						
	245				96	55					
	285				75						
56	55				95						
	75				115						
	95				155						
	115				205						
	135				116	75					
	175				115						
	245				155						
	295				136	95					
					115						
					155						

1073-1074		1054 D=32 H=76 1054-32-76			
1053-1054					
D	H	1073	1074	1053	1054
30	27				
32	36				
	46				
	56				
	66				
	76				
	86				
	96				
	116				
	136				
	156				
	196				

527		527 D1=16 L=40 527-16-40			
D1	L	D1	L		
10	40				
16	30				
	35				
	40				
	45				
	50				
	55				
	60				
	65				
	70				
	75				
	80				
	90				
	100				
	110				
	120				
	130				
	140				
	150				
	160				



553		553 D2=42 L=60 553-42-60			
D2	L	D2	L		
42	40	42	160		
	60		180		
	80		200		
	100		220		
	120		260		
	140		300		



603		603 D3=16 L=12 603-16-12	
D3	L		
16	12		
25			

CORPS DE MOULE STANDARD

STANDARD MOULDS
STAMMFORMEN



446 x 446 446x446 F1 E=027 Mat.=1730 446446F10271730

	F1 F1U	E	Mat.														
			1730	2312	2162	2767	2311	2343	2085								
<table border="1"> <thead> <tr> <th>E</th> <th>T1</th> </tr> </thead> <tbody> <tr> <td>27</td> <td>27</td> </tr> <tr> <td>36</td> <td>24.5</td> </tr> <tr> <td>≥46</td> <td>26</td> </tr> </tbody> </table>	E	T1	27	27	36	24.5	≥46	26		027							
	E	T1															
	27	27															
	36	24.5															
	≥46	26															
		036															
		046															
		056															
		066															
		076															
	086																
	096																
	116																

Mat. F1U : 2162, 2767, 2343

	F3	E	Mat.	
			1730	2085
		056		
		066		
		076		
		086		
		096		
		116		

	F4	E	Mat.		
			1730	2312	2085
		036			
		046			

	F5 F6	E	Mat.		
			1730	2312	2085
	F5				
	036				
	046				
	F6				
	036				
	046				

	F9	E	Mat.		
			1730	2312	2085
		027			
		036			

	F10	E	Mat.		
			1730	2312	2085
		027			
		036			

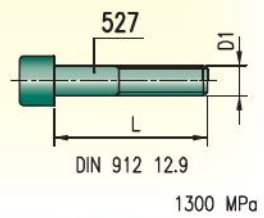
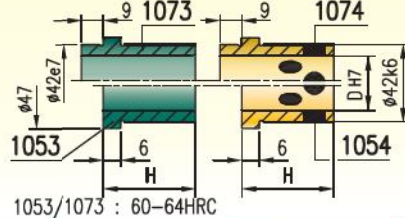
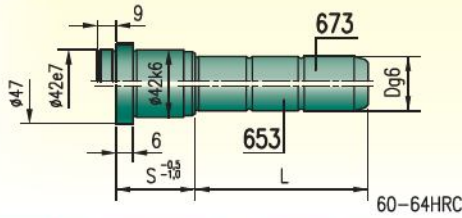
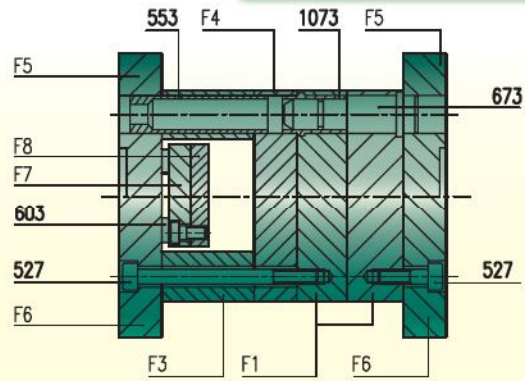
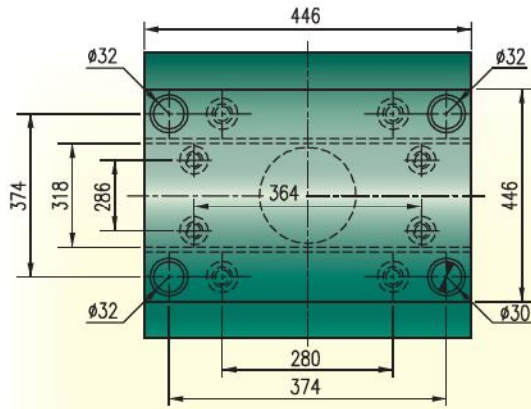
	F7	E	Mat.		
			1730	2312	2085
		027			

	F8	E	Mat.	
			1730	2085
		017		

	FE	E	T-X-Y

CORPS DE MOULE STANDARD

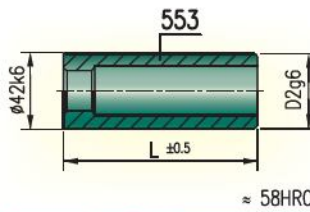
STANDARD MOULDS
STAMMFORMEN



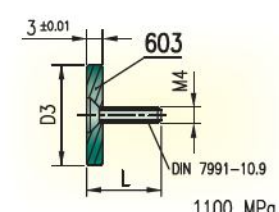
673		REF. 673 D=32 S=96 L=95		673-32-96-95	
D=30/32					
S	L	673	653	S	L
27	45			66	55
	65				75
	105				95
	165				115
	185				135
	245				175
	285				245
36	55			76	55
	75				75
	95				95
	115				115
	155				155
	245				225
	285				
46	45			86	55
	65				75
	85				95
	105				115
	125				155
	165				225
	245			96	55
	285				75
56	55				95
	75				115
	95				155
	115				205
	135			116	75
	175				115
	245				155
	295			136	95
					115
					155

1073-1074		1054 D=32 H=76		1054-32-76	
1053-1054					
D	H	1073	1074	1053	1054
30	27				
32	36				
	46				
	56				
	66				
	76				
	86				
	96				
	116				
	136				
	156				
	196				

527		527 D1=16 L=40		527-16-40	
D1	L	D1	L		
10	25				
	30				
16	30				
	35				
	40				
	45				
	50				
	55				
	60				
	65				
	70				
	75				
	80				
	90				
	100				
	110				
	120				
	130				
	140				
	150				



553		553 D2=42 L=60		553-42-60	
D2	L	D2	L		
42	40				
	60				
	80				
	100				
	120				
	140				



603		603 D3=16 L=12		603-16-12	
D3	L				
16	12				
25					

CMS OXA®

CORPS DE MOULE STANDARD

STANDARD MOULDS
STAMMFORMEN



446 x 496 446x496 F1 E=027 Mat.:1730 446496F10271730

	F1 F1U		E	Mat.														
				1730	2312	2162	2767	2311	2343	2085								
<p>Technical drawing of F1 and F1U mold bodies. Dimensions: 496 width, 446 height. F1 has a diameter of $\phi 42$ H7 and a thickness of 6.3. F1U has a diameter of $\phi 41.4$ and a thickness of 6.3. Both have a total height of 446 and a base diameter of $\phi 48$. A table of E and T1 values is provided.</p> <table border="1"> <tr><th>E</th><th>T1</th></tr> <tr><td>27</td><td>27</td></tr> <tr><td>36</td><td>24.5</td></tr> <tr><td>≥46</td><td>26</td></tr> </table>	E	T1	27	27	36	24.5	≥46	26			027							
	E	T1																
	27	27																
	36	24.5																
	≥46	26																
				036														
				046														
				056														
			066															
			076															
			086															
			096															
			116															
			136															
Mat. F1U : 2162, 2767, 2343																		

	F3		E	Mat.		
				1730	2085	
<p>Technical drawing of F3 mold body. Dimensions: 496 width, 446 height, 62 thickness. A table of E values is provided.</p>			066			
				076		
				086		
				096		
				116		
				136		

	F4			E	Mat.		
					1730	2312	2085
<p>Technical drawing of F4 mold body. Dimensions: 496 width, 446 height. A table of E values is provided.</p>				046			
					056		

	F5 F6		E	Mat.		
				1730	2312	2085
<p>Technical drawing of F5 and F6 mold bodies. Dimensions: 496 width, 546 height. F5 has a diameter of $\phi 90$ H7 and a thickness of 17.5. F6 has a diameter of $\phi 90$ H7 and a thickness of 17.5. A table of E values is provided.</p>			F5			
				036		
				046		
				F6		
				036		
				046		

	F9			E	Mat.		
					1730	2312	2085
<p>Technical drawing of F9 mold body. Dimensions: 496 width, 446 height, 17.5 thickness. A table of E values is provided.</p>				027			
					036		

	F10		E	Mat.		
				1730	2312	2085
<p>Technical drawing of F10 mold body. Dimensions: 496 width, 446 height, 17.5 thickness. A table of E values is provided.</p>			027			
				036		

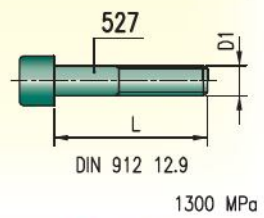
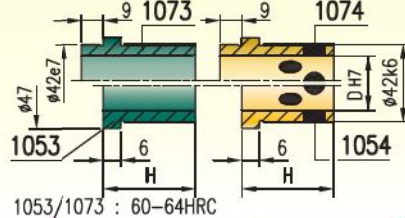
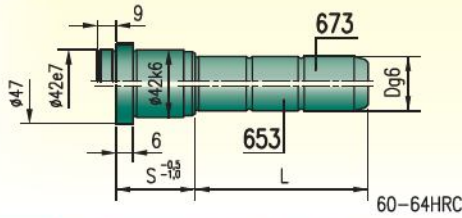
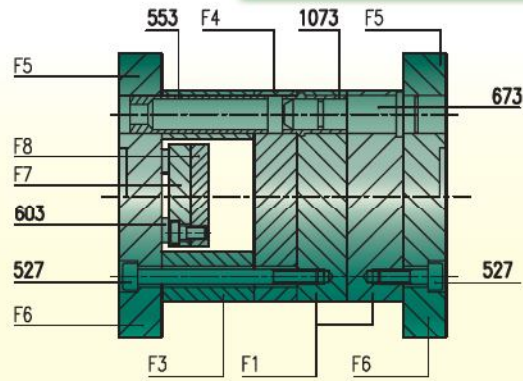
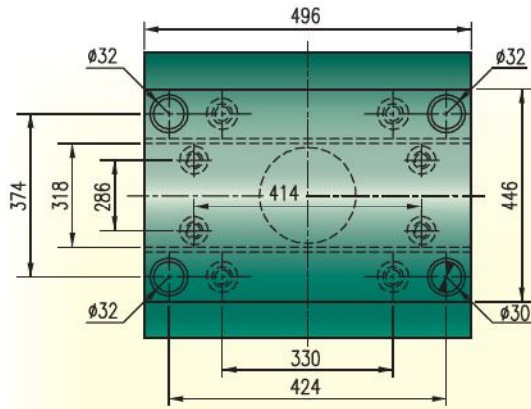
	F7			E	Mat.		
					1730	2312	2085
<p>Technical drawing of F7 mold body. Dimensions: 496 width, 286 height, 414 length, 318 length, M10 thread. A table of E values is provided.</p>				027			

	F8		E	Mat.	
				1730	2085
<p>Technical drawing of F8 mold body. Dimensions: 496 width, 286 height, 414 length, 318 length, M10 thread. A table of E values is provided.</p>			022		

	FE		E	T-X-Y	
<p>Technical drawing of FE mold body. Dimensions: 496 width, 446 height, X length, Y height, T1 thickness, R1.5 radius. A table of E values is provided.</p>				sur demande - délai supplémentaire 2 jours ouvrés / on request - Period of 2 working days / auf Anfrage - Frist von 2 Werktagen	
					F1-E
					T \leq 35/R10 T \leq 45/R12 T \leq 60/R16

CORPS DE MOULE STANDARD

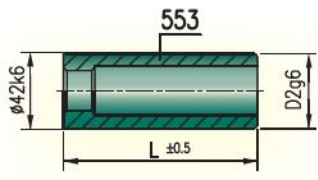
STANDARD MOULDS
STAMMFORMEN



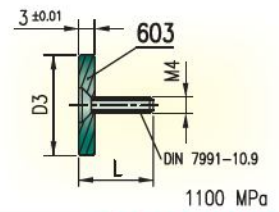
673		REF. 673 D=32 S=96 L=95 673-32-96-95									
653											
D=30/32											
S	L	673	653	S	L	673	653	S	L	673	653
27	45			66	55			156	115		
	65				75				155		
	105				95			196	155		
	165				115				195		
	185				135						
	245				175						
	285				245						
36	55			76	55						
	75				75						
	95				95						
	115				115						
	155				155						
	245				225						
	285										
46	45			86	55						
	65				75						
	85				95						
	105				115						
	125				155						
	165				225						
	245				96	55					
	285				75						
56	55				95						
	75				115						
	95				155						
	115				205						
	135				116	75					
	175				115						
	245				155						
	295				136	95					
					115						
					155						

1073-1074		1054 D=32 H=76 1054-32-76			
1053-1054					
D	H	1073	1074	1053	1054
30	27				
32	36				
	46				
	56				
	66				
	76				
	86				
	96				
	116				
	136				
	156				
	196				

527		527 D1=16 L=40 527-16-40			
D1	L	D1	L		
10	25				
	30				
16	30				
	35				
	40				
	45				
	50				
	55				
	60				
	65				
	70				
	75				
	80				
	90				
	100				
	110				
	120				
	130				
	140				
	150				



553		553 D2=42 L=60 553-42-60			
D2	L	D2	L		
42	40	42	160		
	60		180		
	80		200		
	100		220		
	120		260		
	140		300		



603		603 D3=16 L=12 603-16-12	
D3	L		
16	12		
25			

CMS OXA®

CORPS DE MOULE STANDARD

STANDARD MOULDS
STAMMFORMEN



446 x 546 446x546 F1 E=027 Mat.=1730 446546F10271730

F1 F1U	E	Mat.						
		1730	2312	2162	2767	2311	2343	2085
	027							
	036							
	046							
	056							
	066							
	076							
	086							
	096							
	116							
	136							

Mat. F1U : 2162, 2767, 2343

F3	E	Mat.	
		1730	2085
	066		
	076		
	086		
	096		
	116		
	136		

F4	E	Mat.		
		1730	2312	2085
	046			
	056			

F5 F6	E	Mat.		
		1730	2312	2085
	F5			
	036			
	046			
	F6			
	036			
	046			

F9	E	Mat.		
		1730	2312	2085
	027			
	036			

F10	E	Mat.		
		1730	2312	2085
	027			
	036			

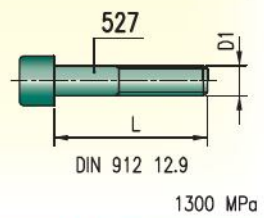
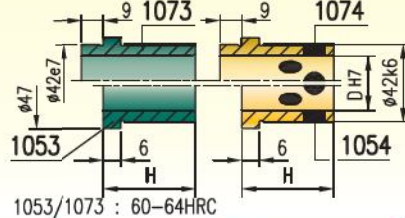
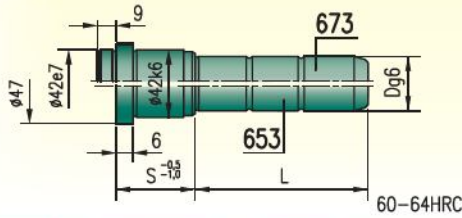
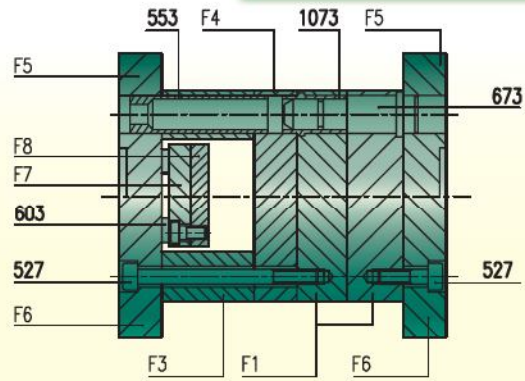
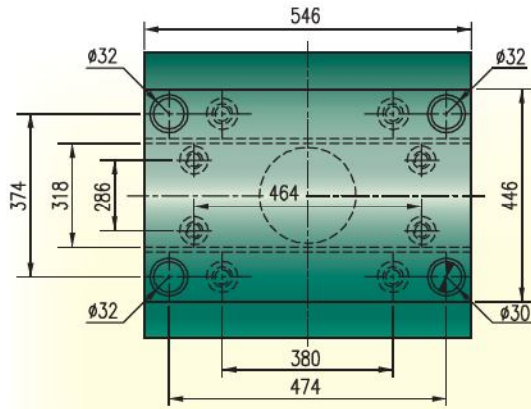
F7	E	Mat.		
		1730	2312	2085
	027			

F8	E	Mat.	
		1730	2085
	022		

FE	E	T-X-Y

CORPS DE MOULE STANDARD

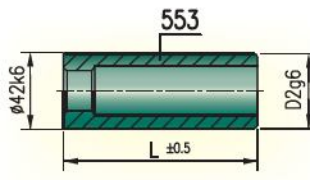
STANDARD MOULDS
STAMMFORMEN



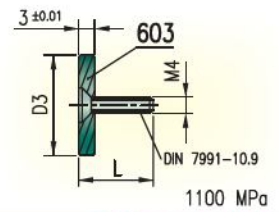
673		REF. 673 D=32 S=96 L=95 673-32-96-95									
653											
D=30/32											
S	L	673	653	S	L	673	653	S	L	673	653
27	45			66	55			156	115		
	65				75				155		
	105				95			196	155		
	165				115				195		
	185				135						
	245				175						
	285				245						
36	55			76	55						
	75				75						
	95				95						
	115				115						
	155				155						
	245				225						
	285										
46	45			86	55						
	65				75						
	85				95						
	105				115						
	125				155						
	165				225						
	245			96	55						
	285				75						
56	55				95						
	75				115						
	95				155						
	115				205						
	135				116	75					
	175					115					
	245					155					
	295				136	95					
						115					
						155					

1073-1074		1054 D=32 H=76 1054-32-76			
1053-1054					
D	H	1073	1074	1053	1054
30	27				
32	36				
	46				
	56				
	66				
	76				
	86				
	96				
	116				
	136				
	156				
	196				

527		527 D1=16 L=40 527-16-40			
D1	L	D1	L		
10	25	16	160		
	30		180		
16	30		200		
	35		220		
	40		240		
	45		300		
	50		350		
	55		400		
	60		450		
	65				
	70				
	75				
	80				
	90				
	100				
	110				
	120				
	130				
	140				
	150				



553		553 D2=42 L=60 553-42-60			
D2	L	D2	L		
42	40	42	160		
	60		180		
	80		200		
	100		220		
	120		260		
	140		300		



603		603 D3=16 L=12 603-16-12	
D3	L		
16	12		
25			

CMS OXA®

CORPS DE MOULE STANDARD

STANDARD MOULDS
STAMMFORMEN



446 x 596 446x596 F1 E=027 Mat.=1730 446596F10271730

F1 F1U	E	Mat.						
		1730	2312	2162	2767	2311	2343	2085
	027							
	036							
	046							
	056							
	066							
	076							
	086							
	096							
	116							
	136							

E	T1
27	27
36	24.5
≥46	26

Mat. F1U : 2162, 2767, 2343

F3	E	Mat.	
		1730	2085
	066		
	076		
	086		
	096		
	116		
	136		

F4	E	Mat.		
		1730	2312	2085
	046			
	056			

F5 F6	E	Mat.		
		1730	2312	2085
	F5			
	036			
	046			
	F6			
	036			
	046			

F9	E	Mat.		
		1730	2312	2085
	027			
	036			

F10	E	Mat.		
		1730	2312	2085
	027			
	036			

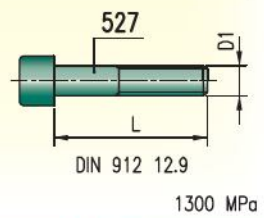
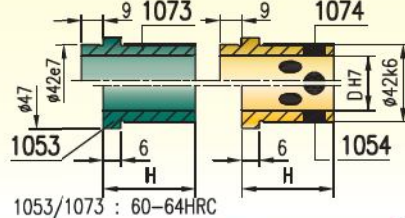
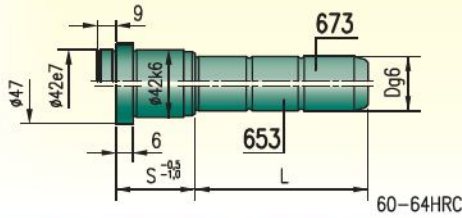
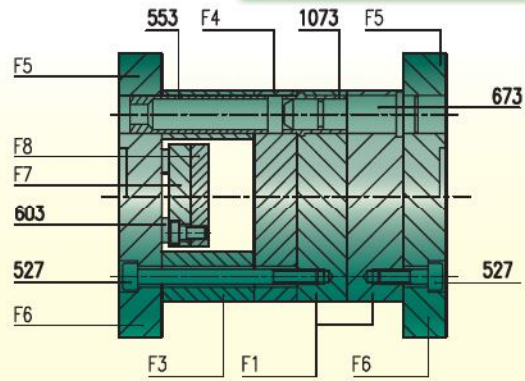
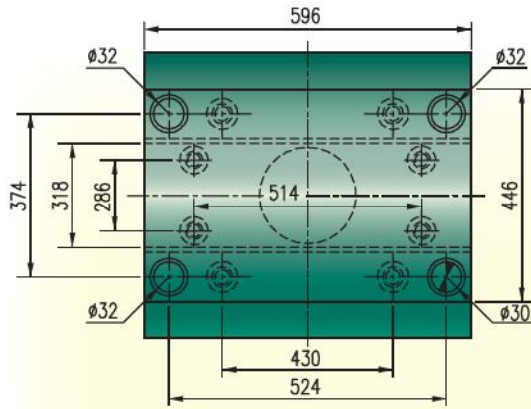
F7	E	Mat.		
		1730	2312	2085
	027			

F8	E	Mat.	
		1730	2085
	022		

FE	E	T-X-Y
		F1-E

CORPS DE MOULE STANDARD

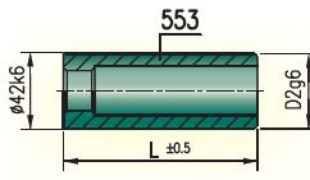
STANDARD MOULDS
STAMMFORMEN



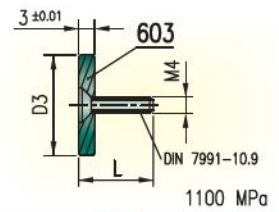
673		REF. 673 D=32 S=96 L=95 673-32-96-95									
653											
D=30/32											
S	L	673	653	S	L	673	653	S	L	673	653
27	45			66	55			156	115		
	65				75				155		
	105				95			196	155		
	165				115				195		
	185				135						
	245				175						
	285				245						
36	55			76	55						
	75				75						
	95				95						
	115				115						
	155				155						
	245				225						
	285										
46	45			86	55						
	65				75						
	85				95						
	105				115						
	125				155						
	165				225						
	245			96	55						
	285				75						
56	55				95						
	75				115						
	95				155						
	115				205						
	135			116	75						
	175				115						
	245				155						
	295			136	95						
					115						
					155						

1073-1074		1054 D=32 H=76 1054-32-76			
1053-1054					
D	H	1073	1074	1053	1054
30	27				
32	36				
	46				
	56				
	66				
	76				
	86				
	96				
	116				
	136				
	156				
	196				

527		527 D1=16 L=40 527-16-40			
D1	L	D1	L		
10	25	16	160		
	30		180		
16	30		200		
	35		220		
	40		240		
	45		300		
	50		350		
	55		400		
	60		450		
	65				
	70				
	75				
	80				
	90				
	100				
	110				
	120				
	130				
	140				
	150				



553		553 D2=42 L=60 553-42-60			
D2	L	D2	L		
42	40	42	160		
	60		180		
	80		200		
	100		220		
	120		260		
	140		300		



603		603 D3=16 L=12 603-16-12	
D3	L		
16	12		
25			

CMS OXA®

CORPS DE MOULE STANDARD

STANDARD MOULDS
STAMMFORMEN



446 x 696

446x696 F1 E=56 Mat.=1730

446696F10561730

F1 F1U	E	Mat.			
		1730	2312	2311	2085
	036				
	046				
	056				
	066				
	076				
	086				
	096				
	116				
	136				
	156				

E	T1
36	24.5
≥46	26

F3	E	Mat.	
		1730	2085
	076		
	086		
	096		
	116		
	136		

F4	E	Mat.		
		1730	2312	2085
	046			
	056			

F5 F6	E	Mat.		
		1730	2312	2085
	F5			
	046			
	056			
	F6			
	046			
	056			

F9	E	Mat.		
		1730	2312	2085
	036			
	046			

F10	E	Mat.		
		1730	2312	2085
	036			
	046			

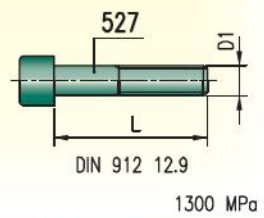
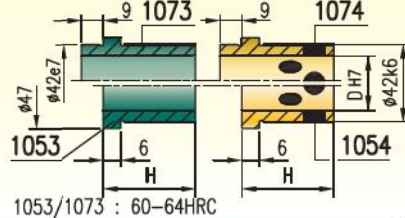
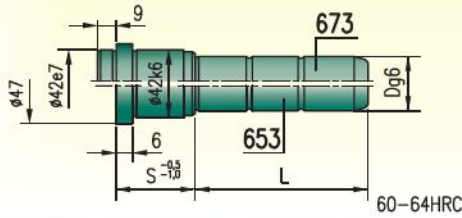
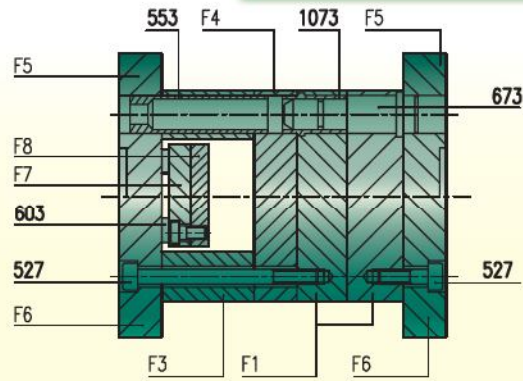
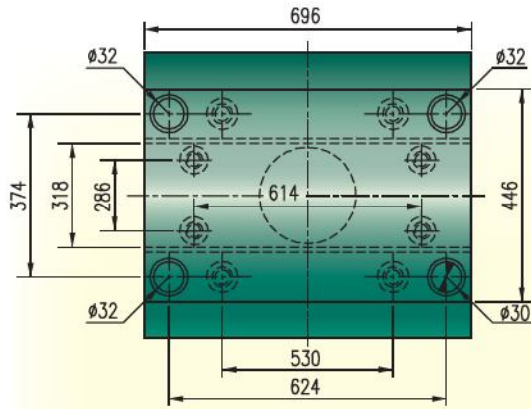
F7	E	Mat.		
		1730	2312	2085
	036			

F8	E	Mat.	
		1730	2085
	027		

FE	E	T-X-Y
		F1-E

CORPS DE MOULE STANDARD

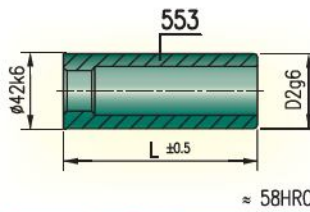
STANDARD MOULDS
STAMMFORMEN



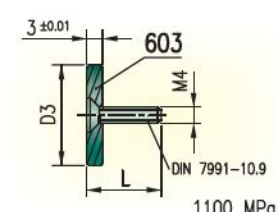
673		REF. 673 D=32 S=96 L=95		673-32-96-95	
D=30/32					
S	L	673	653	S	L
27	45			66	55
	65				75
	105				95
	165				115
	185				135
	245				175
	285				245
36	55			76	55
	75				75
	95				95
	115				115
	155				155
	245				225
	285				
46	45			86	55
	65				75
	85				95
	105				115
	125				155
	165				225
	245			96	55
	285				75
56	55				95
	75				115
	95				155
	115				205
	135			116	75
	175				115
	245				155
	295			136	95
					115
					155

1073-1074		1054 D=32 H=76		1053-1054		1054 D=32 H=76	
D	H	1073	1074	1053	1054		
30	27						
32	36						
	46						
	56						
	66						
	76						
	86						
	96						
	116						
	136						
	156						
	196						

527		527 D1=16 L=40		527-16-40	
D1	L	D1	L		
10	40				
16	30				200
	35				220
	40				240
	45				300
	50				350
	55				400
	60				450
	65				
	70				
	75				
	80				
	90				
	100				
	110				
	120				
	130				
	140				
	150				
	160				



553		553 D2=42 L=60		553-42-60	
D2	L	D2	L		
42	40			42	160
	60				180
	80				200
	100				220
	120				260
	140				300



603		603 D3=16 L=12		603-16-12	
D3	L				
16	12				
25					

CMS OXA®

CORPS DE MOULE STANDARD

STANDARD MOULDS
STAMMFORMEN



496 x 796

496x796 F1 E=56 Mat.=1730 496796F10561730

F1 F1U	E	Mat.			
		1730	2312	2311	2085
	056				
	076				
	096				
	116				
	136				
	156				
196					

F3	E	Mat.	
		1730	2085
	086		
	096		
	116		
	136		
	156		

F4	E	Mat.		
		1730	2312	2085
	046			
	056			

F5 F6	E	Mat.		
		1730	2312	2085
	F5			
	046			
	056			
	F6			
	046			
	056			

F9	E	Mat.		
		1730	2312	2085
	036			
	046			

F10	E	Mat.		
		1730	2312	2085
	036			
	046			

F7	E	Mat.		
		1730	2312	2085
	036			

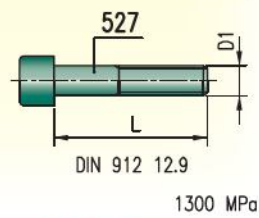
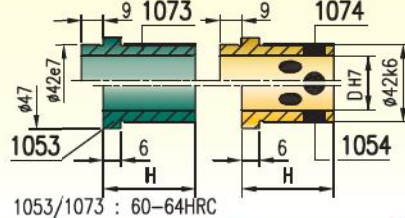
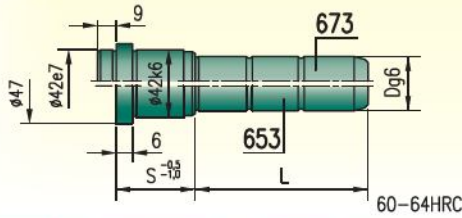
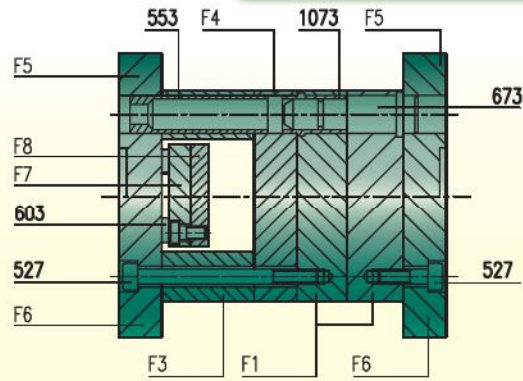
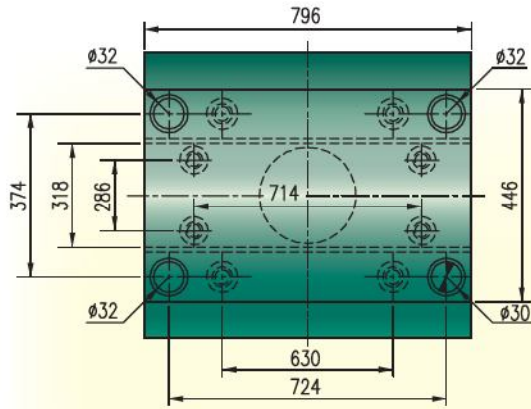
F8	E	Mat.	
		1730	2085
	027		

FE	E	T-X-Y		
	F1-E			

sur demande - délai
supplémentaire 2 jours
ouvrés / on request -
Period of 2 working days
/ auf Anfrage - Frist von 2
Werktagen

CORPS DE MOULE STANDARD

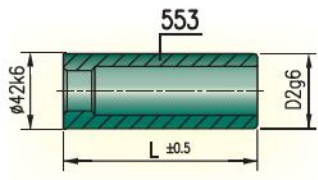
STANDARD MOULDS
STAMMFORMEN



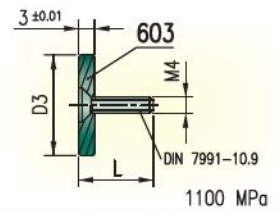
673		REF. 673 D=32 S=96 L=95 673-32-96-95									
653		D=30/32									
S	L	673	653	S	L	673	653	S	L	673	653
27	45			66	55			156	115		
	65				75				155		
	105				95			196	155		
	165				115				195		
	185				135						
	245				175						
	285				245						
36	55			76	55						
	75				75						
	95				95						
	115				115						
	155				155						
	245				225						
	285										
46	45			86	55						
	65				75						
	85				95						
	105				115						
	125				155						
	165				225						
	245			96	55						
	285				75						
56	55				95						
	75				115						
	95				155						
	115				205						
	135			116	75						
	175				115						
	245				155						
	295			136	95						
					115						
					155						

1073-1074		1054 D=32 H=76 1054-32-76			
1053-1054		1054 D=32 H=76 1054-32-76			
D	H	1073	1074	1053	1054
30	27				
32	36				
	46				
	56				
	66				
	76				
	86				
	96				
	116				
	136				
	156				
	196				

527		527 D1=16 L=40 527-16-40			
D1	L	D1	L		
12	40	16	180		
16	30		200		
	35		220		
	40		240		
	45		300		
	50		350		
	55		400		
	60		450		
	65				
	70				
	75				
	80				
	90				
	100				
	110				
	120				
	130				
	140				
	150				
	160				



553		553 D2=42 L=60 553-42-60			
D2	L	D2	L		
42	40	42	160		
	60		180		
	80		200		
	100		220		
	120		260		
	140		300		



603		603 D3=16 L=12 603-16-12	
D3	L		
16	12		
25			

CORPS DE MOULE STANDARD

STANDARD MOULDS
STAMMFORMEN



446 x 896

446x896 F1 E=56 Mat.=1730

446896F10561730

F1 F1U	E	Mat.			
		1730	2312	2311	2085
	036				
	046				
	056				
	076				
	096				
	116				
	136				
	156				

F3	E	Mat.	
		1730	2085
	086		
	096		
	116		
	136		
	156		

F4	E	Mat.		
		1730	2312	2085
	046			
	056			

F5 F6	E	Mat.		
		1730	2312	2085
	F5			
	046			
	056			
	F6			
	046			
	056			

F9	E	Mat.		
		1730	2312	2085
	036			
	046			

F10	E	Mat.		
		1730	2312	2085
	036			
	046			

F7	E	Mat.		
		1730	2312	2085
	036			

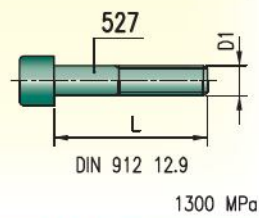
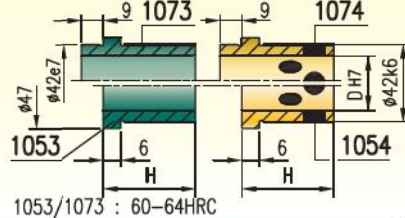
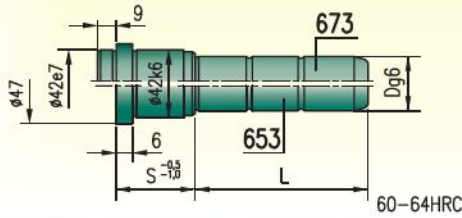
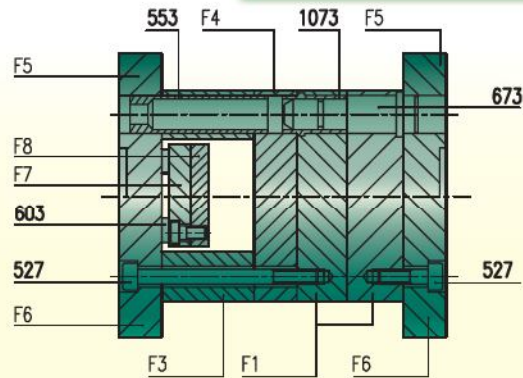
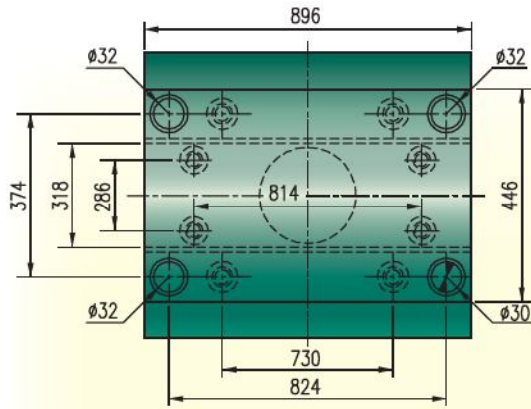
F8	E	Mat.	
		1730	2085
	027		

FE	E	T-X-Y		
	F1-E			

sur demande - délai
supplémentaire 2 jours
ouverts / on request -
Period of 2 working days
/ auf Anfrage - Frist von 2
Werktagen

CORPS DE MOULE STANDARD

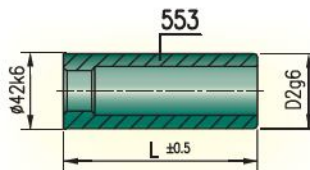
STANDARD MOULDS
STAMMFORMEN



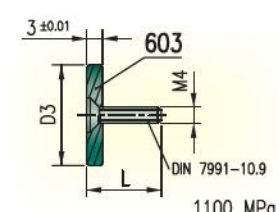
673		REF. 673 D=32 S=96 L=95 673-32-96-95									
653		D=30/32									
S	L	673	653	S	L	673	653	S	L	673	653
27	45			66	55			156	115		
	65				75				155		
	105				95			196	155		
	165				115				195		
	185				135						
	245				175						
	285				245						
36	55			76	55						
	75				75						
	95				95						
	115				115						
	155				155						
	245				225						
	285										
46	45			86	55						
	65				75						
	85				95						
	105				115						
	125				155						
	165				225						
	245			96	55						
	285				75						
56	55				95						
	75				115						
	95				155						
	115				205						
	135			116	75						
	175				115						
	245				155						
	295			136	95						
					115						
					155						

1073-1074		1054 D=32 H=76 1054-32-76			
1053-1054		1054 D=32 H=76 1054-32-76			
D	H	1073	1074	1053	1054
30	27				
32	36				
	46				
	56				
	66				
	76				
	86				
	96				
	116				
	136				
	156				
	196				

527		527 D1=16 L=40 527-16-40			
D1	L	D1	L		
12	40				
16	30			16	180
	35				200
	40				220
	45				240
	50				300
	55				350
	60				400
	65				450
	70				
	75				
	80				
	90				
	100				
	110				
	120				
	130				
	140				
	150				
	160				



553		553 D2=42 L=60 553-42-60			
D2	L	D2	L		
42	40	42	160		
	60		180		
	80		200		
	100		220		
	120		260		
	140		300		



603		603 D3=16 L=12 603-16-12	
D3	L		
16	12		
25			

CMS OXA®

CORPS DE MOULE STANDARD

STANDARD MOULDS
STAMMFORMEN



496 x 496 496x496 F1 E=027 Mat.=1730 496496F10271730

F1 F1U	E	Mat.													
		1730	2312	2162	2767	2311	2343	2085							
<table border="1"> <thead> <tr> <th>E</th> <th>T1</th> </tr> </thead> <tbody> <tr> <td>27</td> <td>27</td> </tr> <tr> <td>36</td> <td>24.5</td> </tr> <tr> <td>≥46</td> <td>26</td> </tr> </tbody> </table>	E	T1	27	27	36	24.5	≥46	26	027						
	E	T1													
	27	27													
	36	24.5													
	≥46	26													
	036														
	046														
	056														
	066														
	076														
086															
096															
116															
136															
156															

Mat. F1U : 2162, 2767, 2343

F3	E	Mat.	
		1730	2085
	066		
	076		
	086		
	096		
	116		
	136		

F4	E	Mat.		
		1730	2312	2085
	046			
	056			

F5 F6	E	Mat.		
		1730	2312	2085
	F5			
	036			
	046			
	056			
	F6			
	036			
	046			
	056			

F9	E	Mat.		
		1730	2312	2085
	027			
	036			
	046			

F10	E	Mat.		
		1730	2312	2085
	027			
	036			
	046			

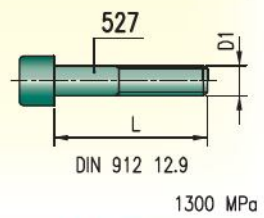
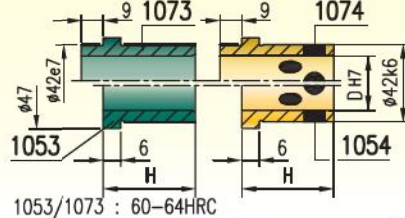
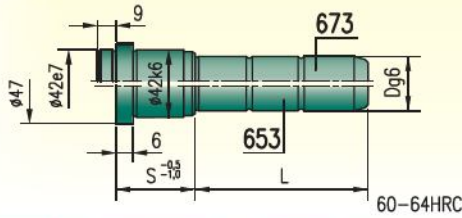
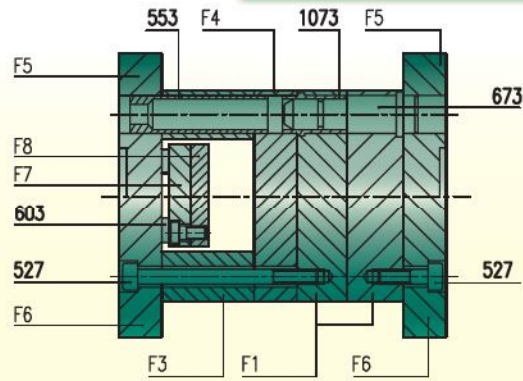
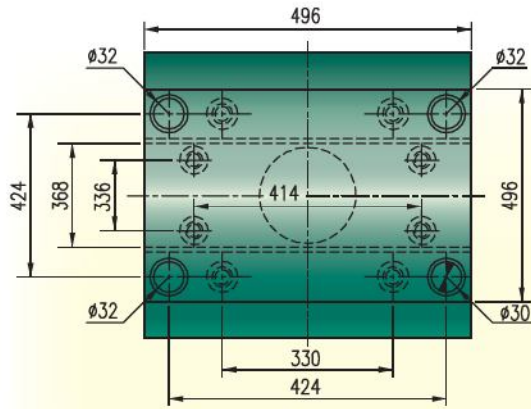
F7	E	Mat.		
		1730	2312	2085
	036			

F8	E	Mat.	
		1730	2085
	027		

FE	E	T-X-Y
		T≤35/R10 T≤45/R12 T≤60/R16

CORPS DE MOULE STANDARD

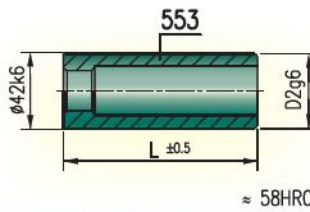
STANDARD MOULDS
STAMMFORMEN



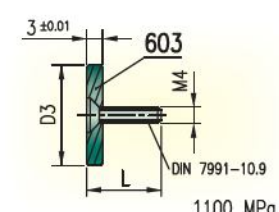
673		REF. 673 D=32 S=96 L=95		673-32-96-95	
D=30/32					
S	L	673	653	S	L
27	45			66	55
	65				75
	105				95
	165				115
	185				135
	245				175
	285				245
36	55			76	55
	75				75
	95				95
	115				115
	155				155
	245				225
	285				225
46	45			86	55
	65				75
	85				95
	105				115
	125				155
	165				225
	245			96	55
	285				75
56	55				95
	75				115
	95				155
	115				205
	135			116	75
	175				115
	245				155
	295			136	95
					115
					155

1073-1074		1054 D=32 H=76		1054-32-76	
1053-1054					
D	H	1073	1074	1053	1054
30	27				
32	36				
	46				
	56				
	66				
	76				
	86				
	96				
	116				
	136				
	156				
	196				

527		527 D1=16 L=40		527-16-40	
D1	L	D1	L		
10	25				
	30				
16	30				
	35				
	40				
	45				
	50				
	55				
	60				
	65				
	70				
	75				
	80				
	90				
	100				
	110				
	120				
	130				
	140				
	150				



553		553 D2=42 L=60		553-42-60	
D2	L	D2	L		
42	40				
	60				
	80				
	100				
	120				
	140				



603		603 D3=16 L=12		603-16-12	
D3	L				
16	12				
25					

CORPS DE MOULE STANDARD

STANDARD MOULDS
STAMMFORMEN



496 x 546 496x546 F1 E=027 Mat.=1730 496546F10271730

	F1 F1U	E	Mat.						
			1730	2312	2162	2767	2311	2343	2085
<p>Mat. F1U : 2162, 2767, 2343</p>		027							
		036							
		046							
		056							
		066							
		076							
		086							
		096							
		116							
		136							
	156								

	F3	E	Mat.	
			1730	2085
		066		
		076		
		086		
		096		
		116		
		136		

	F4	E	Mat.		
			1730	2312	2085
		046			
		056			

	F5 F6	E	Mat.		
			1730	2312	2085
	F5	036			
		046			
		056			
	F6	036			
		046			
		056			

	F9	E	Mat.		
			1730	2312	2085
		027			
		036			
		046			

	F10	E	Mat.		
			1730	2312	2085
		027			
		036			
		046			

	F7	E	Mat.		
			1730	2312	2085
		036			

	F8	E	Mat.	
			1730	2085
		027		

	FE	E	T-X-Y	
			T	X-Y
			T≤35/R10	
			T≤45/R12	
			T≤60/R16	

sur demande - délai supplémentaire 2 jours ouvrés / on request - Period of 2 working days / auf Anfrage - Frist von 2 Werktagen

CORPS DE MOULE STANDARD

STANDARD MOULDS
STAMMFORMEN



496 x 596 496x596 F1 E=036 Mat.=1730 496596F10361730

F1 F1U	E	Mat.						
		1730	2312	2162	2767	2311	2343	2085
	036							
	046							
	056							
	066							
	076							
	086							
	096							
	116							
	136							
	156							

E	T1
36	24.5
≥46	26

Mat. F1U : 2162, 2767, 2343

F3	E	Mat.	
		1730	2085
	076		
	086		
	096		
	116		
	136		

F4	E	Mat.		
		1730	2312	2085
	046			
	056			

F5 F6	E	Mat.		
		1730	2312	2085
	F5			
	046			
	056			
	F6			
	046			
	056			

F9	E	Mat.		
		1730	2312	2085
	036			
	046			

F10	E	Mat.		
		1730	2312	2085
	036			
	046			

F7	E	Mat.		
		1730	2312	2085
	036			

F8	E	Mat.	
		1730	2085
	027		

FE	E	T-X-Y
		F1-E

CORPS DE MOULE STANDARD

STANDARD MOULDS
STAMMFORMEN



496 x 696

496x696 F1 E=56 Mat.=1730

496696F10561730

F1 F1U	E	Mat.			
		1730	2312	2311	2085
	036				
	046				
	056				
	066				
	076				
	086				
	096				
	116				
	136				
	156				

E	T1
36	24.5
≥46	26

F3	E	Mat.	
		1730	2085
	076		
	086		
	096		
	116		
	136		

F4	E	Mat.		
		1730	2312	2085
	046			
	056			

F5 F6	E	Mat.		
		1730	2312	2085
	F5			
	046			
	056			
	F6			
	046			
	056			

F9	E	Mat.		
		1730	2312	2085
	036			
	046			

F10	E	Mat.		
		1730	2312	2085
	036			
	046			

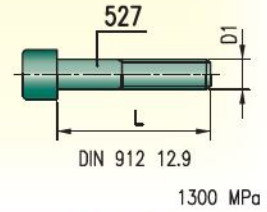
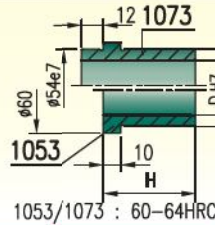
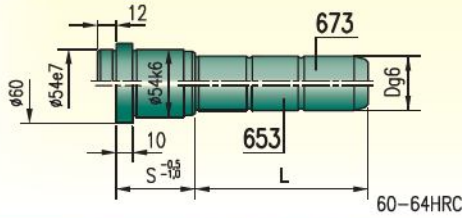
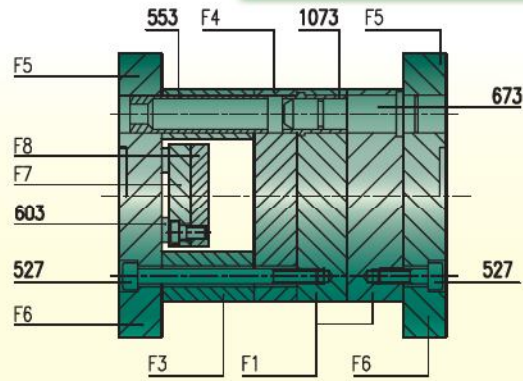
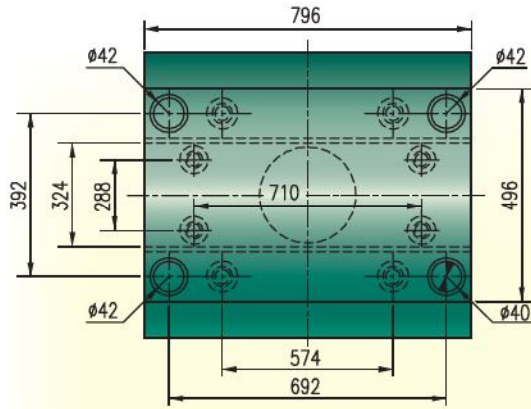
F7	E	Mat.		
		1730	2312	2085
	036			

F8	E	Mat.	
		1730	2085
	027		

FE	E	T-X-Y

CORPS DE MOULE STANDARD

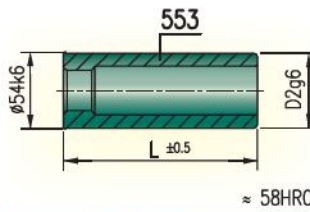
STANDARD MOULDS
STAMMFORMEN



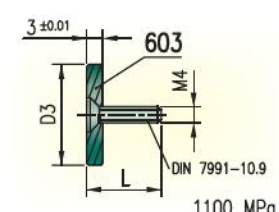
673		REF. 673 D=42 S=96 L=75		673-42-96-75	
653		D=40/42			
S	L	673	653	S	L
46	95				
	165				
56	75				
	115				
	155				
	195				
66	75				
	135				
76	75				
	115				
	175				
86	75				
	135				
96	75				
	115				
	155				
116	95				
	135				
	195				
136	95				
	135				
	215				
156	115				
	155				
	215				
196	155				
	195				
	235				
246	165				
	245				

1073		1053 D=42 H=76		1053-42-76	
D	H	1073		1053	
40	46				
42	56				
	66				
	76				
	86				
	96				
	116				
	136				
	156				
	196				
	246				

527		527 D1=20 L=60		527-20-60	
D1	L	D1	L		
12	40				
20	50				
	55				
	60				
	65				
	70				
	75				
	80				
	90				
	100				
	110				
	120				
	130				
	140				
	150				
	160				
	180				
	200				
	220				
	240				



553		553 D2=54 L=80		553-54-80	
D2	L	D2	L		
54	60				
	80				
	120				
	160				
	200				
	240				



603		603 D3=16 L=12		603-16-12	
D3	L	D3	L		
16	12				
25					

CMS OXA®

CORPS DE MOULE STANDARD

STANDARD MOULDS
STAMMFORMEN



496 x 896

496x896 F1 E=56 Mat.=1730

496896F10561730

F1 F1U	E	Mat.			
		1730	2312	2311	2085
	056				
	076				
	096				
	116				
	136				
	156				
	196				

F3	E	Mat.	
		1730	2085
	096		
	116		
	136		
	156		

F4	E	Mat.		
		1730	2312	2085
	056			
	076			

F5 F6	E	Mat.		
		1730	2312	2085
	F5			
	056			
	F6			
	056			

F9	E	Mat.		
		1730	2312	2085
	046			

F10	E	Mat.		
		1730	2312	2085
	046			

F7	E	Mat.		
		1730	2312	2085
	036			

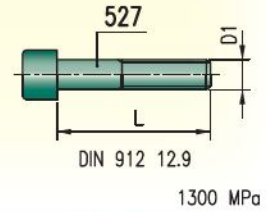
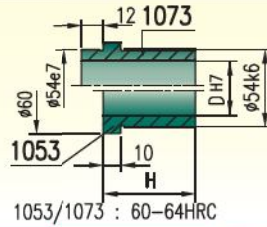
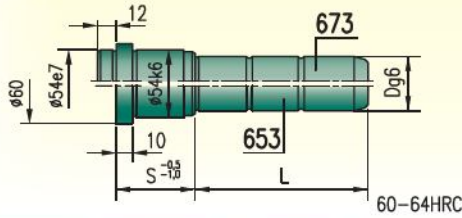
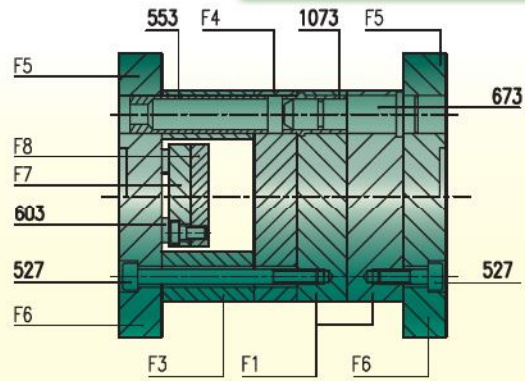
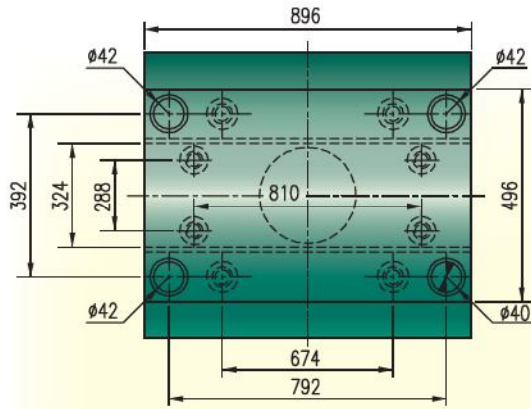
F8	E	Mat.	
		1730	2085
	027		

FE	E	T-X-Y		
		T	X	Y
	F1-E			

sur demande - délai supplémentaire 2 jours ouvrés / on request - Period of 2 working days / auf Anfrage - Frist von 2 Werktagen

CORPS DE MOULE STANDARD

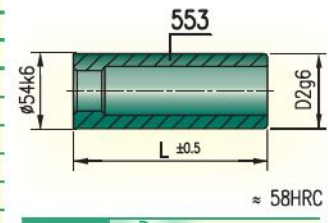
STANDARD MOULDS
STAMMFORMEN



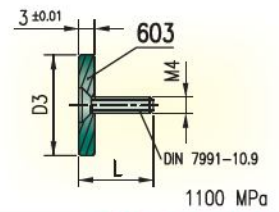
673		REF. 673 D=42 S=96 L=75 673-42-96-75									
653		D=40/42									
S	L	673	653	S	L	673	653	S	L	673	653
46	95										
	165										
56	75										
	115										
	155										
	195										
66	75										
	135										
76	75										
	115										
	175										
86	75										
	135										
96	75										
	115										
	155										
116	95										
	135										
	195										
136	95										
	135										
	215										
156	115										
	155										
	215										
196	155										
	195										
	235										
246	165										
	245										

1073		1053 D=42 H=76 1053-42-76	
D	H	1073	1053
40	46		
42	56		
	66		
	76		
	86		
	96		
	116		
	136		
	156		
	196		
	246		

527		527 D1=20 L=60 527-20-60	
D1	L	D1	L
12	40		
20	50		
	55		
	60		
	65		
	70		
	75		
	80		
	90		
	100		
	110		
	120		
	130		
	140		
	150		
	160		
	180		
	200		
	220		
	240		



553		553 D2=54 L=80 553-54-80	
D2	L	D2	L
54	60		
	80		
	120		
	160		
	200		
	240		



603		603 D3=16 L=12 603-16-12	
D3	L		
16	12		
25			

CMS OXA®

CORPS DE MOULE STANDARD

STANDARD MOULDS
STAMMFORMEN



496 x 996



496x996 F1 E=56 Mat.=1730



496996F10561730

F1 F1U	E	Mat.			
		1730	2312	2311	2085
	056				
	076				
	096				
	116				
	136				
	156				
	196				

F3	E	Mat.	
		1730	2085
	096		
	116		
	136		
	156		

F4	E	Mat.		
		1730	2312	2085
	056			
	076			

F5 F6	E	Mat.		
		1730	2312	2085
	F5			
	056			
	F6			
	056			

F9	E	Mat.		
		1730	2312	2085
	046			

F10	E	Mat.		
		1730	2312	2085
	046			

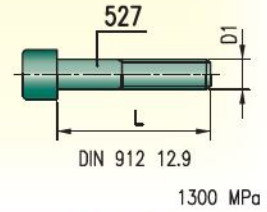
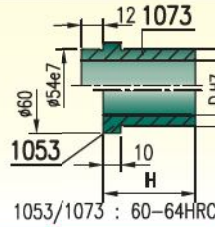
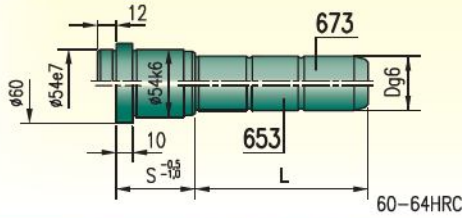
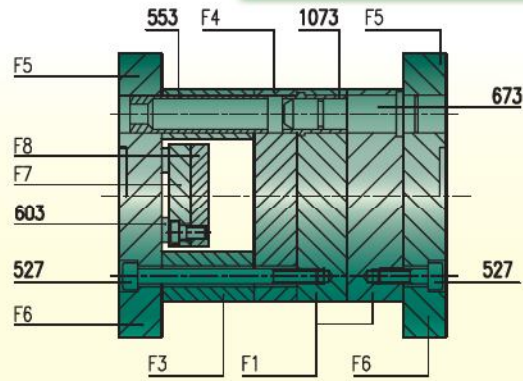
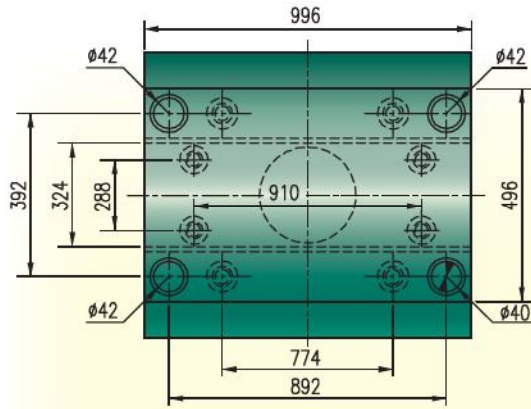
F7	E	Mat.		
		1730	2312	2085
	036			

F8	E	Mat.	
		1730	2085
	027		

FE	E	T-X-Y		
	F1-E	sur demande - délai supplémentaire 2 jours ouvrés / on request - Period of 2 working days / auf Anfrage - Frist von 2 Werktagen		
T ≤ 35 / R10	T ≤ 45 / R12	T ≤ 60 / R16		

CORPS DE MOULE STANDARD

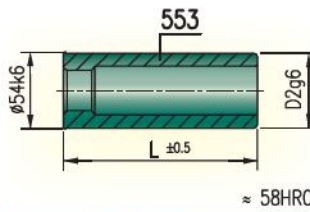
STANDARD MOULDS
STAMMFORMEN



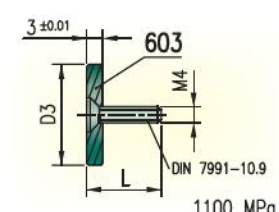
673		REF. 673 D=42 S=96 L=75 673-42-96-75									
653											
D=40/42											
S	L	673	653	S	L	673	653	S	L	673	653
46	95										
	165										
56	75										
	115										
	155										
	195										
66	75										
	135										
76	75										
	115										
	175										
86	75										
	135										
96	75										
	115										
	155										
116	95										
	135										
	195										
136	95										
	135										
	215										
156	115										
	155										
	215										
196	155										
	195										
	235										
246	165										
	245										

1073		1053 D=42 H=76 1053-42-76	
1053			
D	H	1073	1053
40	46		
42	56		
	66		
	76		
	86		
	96		
	116		
	136		
	156		
	196		
	246		

527		527 D1=20 L=60 527-20-60	
527			
D1	L	D1	L
12	40		
20	50		
	55		
	60		
	65		
	70		
	75		
	80		
	90		
	100		
	110		
	120		
	130		
	140		
	150		
	160		
	180		
	200		
	220		
	240		



553		553 D2=54 L=80 553-54-80	
553			
D2	L	D2	L
54	60	54	280
	80		
	120		
	160		
	200		
	240		



603		603 D3=16 L=12 603-16-12	
603			
D3	L		
16	12		
25			

CMS OXA®

CORPS DE MOULE STANDARD

STANDARD MOULDS
STAMMFORMEN



546 x 546 546x546 F1 E=036 Mat.=1730 546546F10361730

	F1 F1U	E	Mat.						
			1730	2312	2162	2767	2311	2343	2085
<p>Technical drawing of F1 and F1U mold bodies. Dimensions include 546x546, M16, φ42 H7, φ48, 6.3, and T1. A table shows E and T1 values: E (36, ≥46) and T1 (24.5, 26).</p>		036							
		046							
		056							
		066							
		076							
		086							
		096							
		116							
		136							
		156							

Mat. F1U : 2162, 2767, 2343

	F3	E	Mat.	
			1730	2085
<p>Technical drawing of F3 mold body. Dimensions include 546x546 and 62.</p>		076		
		086		
		096		
		116		
		136		

	F4	E	Mat.		
			1730	2312	2085
<p>Technical drawing of F4 mold body. Dimensions include 546x546.</p>		046			
		056			

	F5 F6	E	Mat.		
			1730	2312	2085
<p>Technical drawing of F5 and F6 mold bodies. Dimensions include 546x646, 17.5, 4, and φ90 H7.</p>	F5				
	046				
	056				
	F6				
	046				
	056				

	F9	E	Mat.		
			1730	2312	2085
<p>Technical drawing of F9 mold body. Dimensions include 546x546, 17.5, 4, and φ90 H7.</p>		036			
		046			

	F10	E	Mat.		
			1730	2312	2085
<p>Technical drawing of F10 mold body. Dimensions include 546x546 and 17.5.</p>		036			
		046			

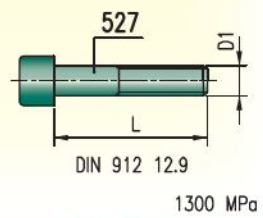
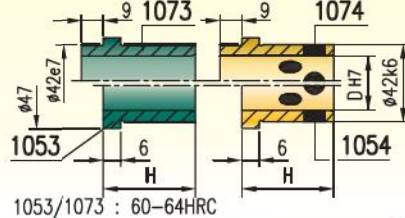
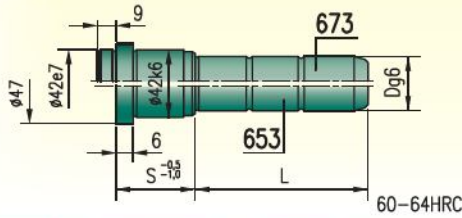
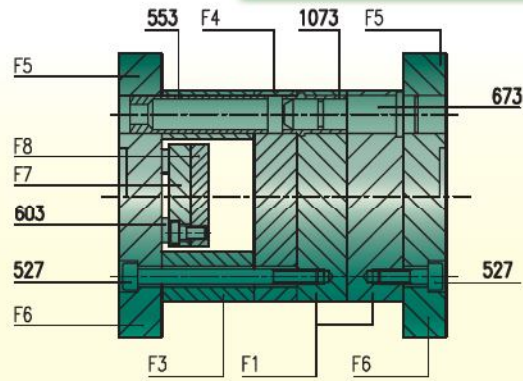
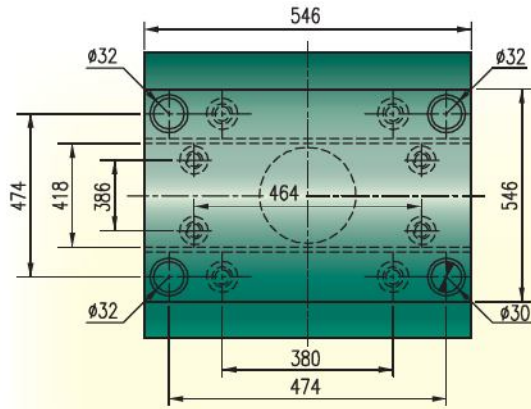
	F7	E	Mat.		
			1730	2312	2085
<p>Technical drawing of F7 mold body. Dimensions include 464, 386, 546, 418, and M10.</p>		036			

	F8	E	Mat.	
			1730	2085
<p>Technical drawing of F8 mold body. Dimensions include 464, 386, 546, 418, and M10.</p>		027		

	FE	E	T-X-Y	
<p>Technical drawing of FE mold body. Dimensions include X, Y, 546, T1, R1.5, and T. Material grades: T≤35/R10, T≤45/R12, T≤60/R16.</p>				
	F1-E		sur demande - délai supplémentaire 2 jours ouvrés / on request - Period of 2 working days / auf Anfrage - Frist von 2 Werktagen	

CORPS DE MOULE STANDARD

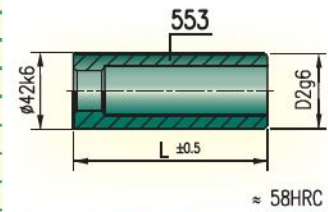
STANDARD MOULDS
STAMMFORMEN



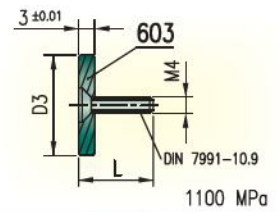
673		REF. 673 D=32 S=96 L=95 673-32-96-95									
653		D=30/32									
S	L	673	653	S	L	673	653	S	L	673	653
27	45			66	55			156	115		
	65				75				155		
	105				95			196	155		
	165				115				195		
	185				135						
	245				175						
	285				245						
36	55			76	55						
	75				75						
	95				95						
	115				115						
	155				155						
	245				225						
	285										
46	45			86	55						
	65				75						
	85				95						
	105				115						
	125				155						
	165				225						
	245			96	55						
	285				75						
56	55				95						
	75				115						
	95				155						
	115				205						
	135			116	75						
	175				115						
	245				155						
	295			136	95						
					115						
					155						

1073-1074		1054 D=32 H=76 1054-32-76			
1053-1054		1054 D=32 H=76 1054-32-76			
D	H	1073	1074	1053	1054
30	27				
32	36				
	46				
	56				
	66				
	76				
	86				
	96				
	116				
	136				
	156				
	196				

527		527 D1=16 L=40 527-16-40			
D1	L	D1	L		
10	40				
16	30				
	35				
	40				
	45				
	50				
	55				
	60				
	65				
	70				
	75				
	80				
	90				
	100				
	110				
	120				
	130				
	140				
	150				
	160				



553		553 D2=42 L=60 553-42-60			
D2	L	D2	L		
42	40	42	160		
	60		180		
	80		200		
	100		220		
	120		260		
	140		300		



603		603 D3=16 L=12 603-16-12	
D3	L		
16	12		
25			

CMS OXA®

CORPS DE MOULE STANDARD

STANDARD MOULDS
STAMMFORMEN



546 x 596 546x596 F1 E=036 Mat.=1730 546596F10361730

	F1 F1U	E	Mat.						
			1730	2312	2162	2767	2311	2343	2085
<p>Mat. F1U : 2162, 2767, 2343</p>		036							
		046							
		056							
		066							
		076							
		086							
		096							
		116							
		136							
		156							

	F3	E	Mat.	
			1730	2085
		076		
		086		
		096		
		116		
		136		

	F4	E	Mat.		
			1730	2312	2085
		046			
		056			

	F5 F6	E	Mat.		
			1730	2312	2085
	F5				
	046				
	056				
	F6				
	046				
	056				

	F9	E	Mat.		
			1730	2312	2085
		036			
		046			

	F10	E	Mat.		
			1730	2312	2085
		036			
		046			

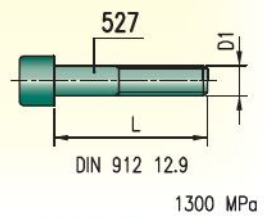
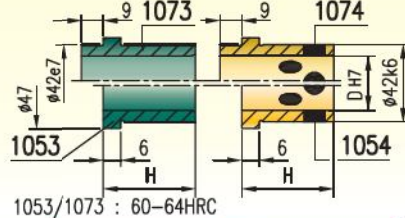
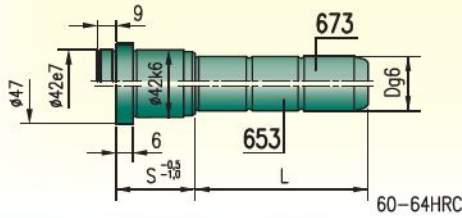
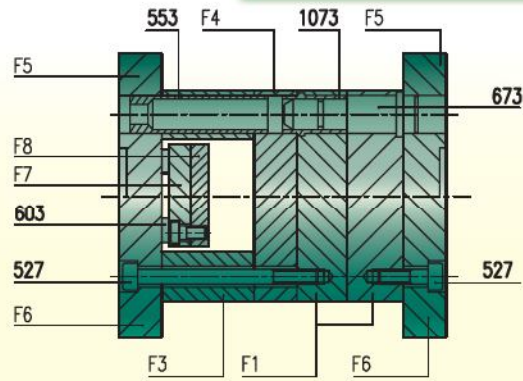
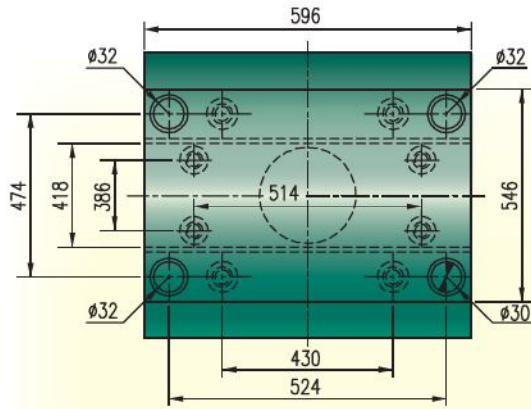
	F7	E	Mat.		
			1730	2312	2085
		036			

	F8	E	Mat.	
			1730	2085
		027		

	FE	E	T-X-Y
			F1-E
			sur demande - délai supplémentaire 2 jours ouvrés / on request - Period of 2 working days / auf Anfrage - Frist von 2 Werktagen

CORPS DE MOULE STANDARD

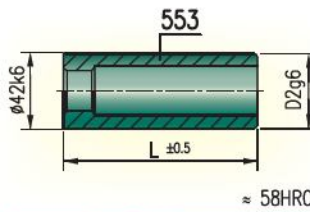
STANDARD MOULDS
STAMMFORMEN



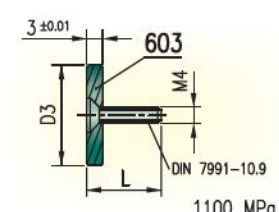
673		REF. 673 D=32 S=96 L=95		673-32-96-95	
D=30/32					
S	L	673	653	S	L
27	45			66	55
	65				75
	105				95
	165				115
	185				135
	245				175
	285				245
36	55			76	55
	75				75
	95				95
	115				115
	155				155
	245				225
	285				
46	45			86	55
	65				75
	85				95
	105				115
	125				155
	165				225
	245			96	55
	285				75
56	55				95
	75				115
	95				155
	115				205
	135			116	75
	175				115
	245				155
	295			136	95
					115
					155

1073-1074		1054 D=32 H=76		1054-32-76	
D	H	1073	1074	1053	1054
30	27				
32	36				
	46				
	56				
	66				
	76				
	86				
	96				
	116				
	136				
	156				
	196				

527		527 D1=16 L=40		527-16-40	
D1	L	D1	L		
10	40				
16	30				200
	35				220
	40				240
	45				300
	50				350
	55				400
	60				450
	65				
	70				
	75				
	80				
	90				
	100				
	110				
	120				
	130				
	140				
	150				
	160				



553		553 D2=42 L=60		553-42-60	
D2	L	D2	L		
42	40				160
	60				180
	80				200
	100				220
	120				260
	140				300



603		603 D3=16 L=12		603-16-12	
D3	L				
16	12				
25					

CMS OXA®

CORPS DE MOULE STANDARD

STANDARD MOULDS
STAMMFORMEN



546 x 696

546x696 F1 E=56 Mat.=1730

546696F10561730

F1 F1U	E	Mat.			
		1730	2312	2311	2085
	036				
	046				
	056				
	066				
	076				
	086				
	096				
	116				
	136				
	156				

E	T1
36	24.5
≥46	26

F3	E	Mat.	
		1730	2085
	076		
	086		
	096		
	116		
	136		

F4	E	Mat.		
		1730	2312	2085
	046			
	056			

F5 F6	E	Mat.		
		1730	2312	2085
	F5			
	046			
	056			
	F6			
	046			
	056			

F9	E	Mat.		
		1730	2312	2085
	036			
	046			

F10	E	Mat.		
		1730	2312	2085
	036			
	046			

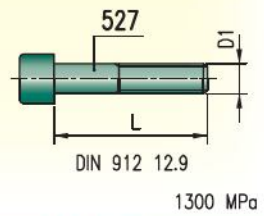
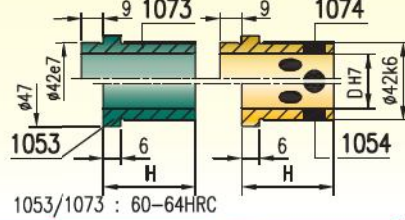
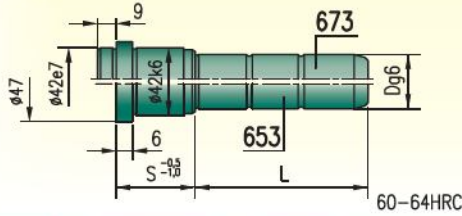
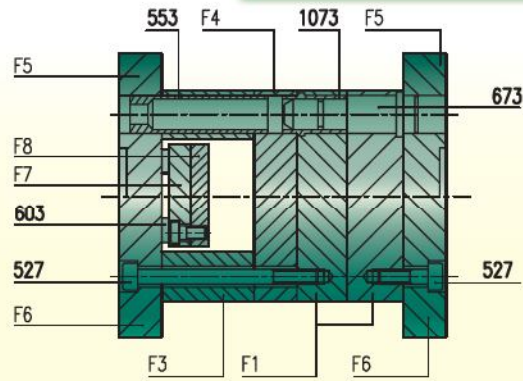
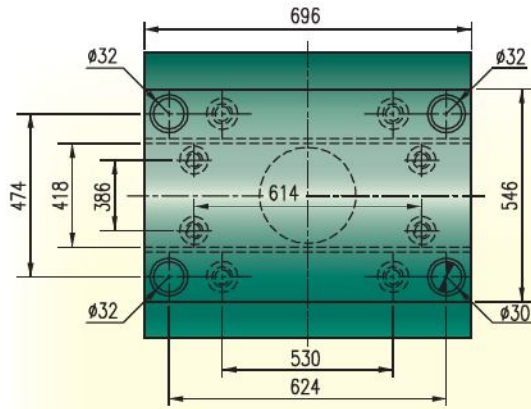
F7	E	Mat.		
		1730	2312	2085
	036			

F8	E	Mat.	
		1730	2085
	027		

FE	E	T-X-Y
		F1-E

CORPS DE MOULE STANDARD

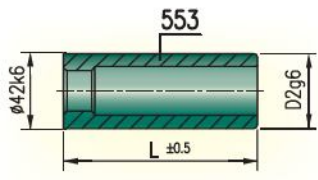
STANDARD MOULDS
STAMMFORMEN



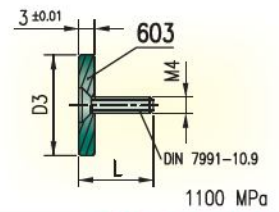
673		REF. 673 D=32 S=96 L=95 673-32-96-95									
653											
D=30/32											
S	L	673	653	S	L	673	653	S	L	673	653
27	45			66	55			156	115		
	65				75				155		
	105				95			196	155		
	165				115				195		
	185				135						
	245				175						
	285				245						
36	55			76	55						
	75				75						
	95				95						
	115				115						
	155				155						
	245				225						
	285										
46	45			86	55						
	65				75						
	85				95						
	105				115						
	125				155						
	165				225						
	245			96	55						
	285				75						
56	55				95						
	75				115						
	95				155						
	115				205						
	135			116	75						
	175				115						
	245				155						
	295			136	95						
					115						
					155						

1073-1074		1054 D=32 H=76 1054-32-76			
1053-1054					
D	H	1073	1074	1053	1054
30	27				
32	36				
	46				
	56				
	66				
	76				
	86				
	96				
	116				
	136				
	156				
	196				

527		527 D1=16 L=40 527-16-40			
D1	L	D1	L		
10	40				
16	30				
	35				
	40				
	45				
	50				
	55				
	60				
	65				
	70				
	75				
	80				
	90				
	100				
	110				
	120				
	130				
	140				
	150				
	160				



553		553 D2=42 L=60 553-42-60			
D2	L	D2	L		
42	40	42	160		
	60		180		
	80		200		
	100		220		
	120		260		
	140		300		



603		603 D3=16 L=12 603-16-12	
D3	L		
16	12		
25			

CMS OXA®

CORPS DE MOULE STANDARD

STANDARD MOULDS
STAMMFORMEN



546 x 796



546x796 F1 E=56 Mat.=1730



546796F10561730

F1 F1U	E	Mat.			
		1730	2312	2311	2085
	056				
	076				
	096				
	116				
	136				
	156				
	196				

F3	E	Mat.	
		1730	2085
	096		
	116		
	136		
	156		

F4	E	Mat.		
		1730	2312	2085
	056			
	076			

F5 F6	E	Mat.		
		1730	2312	2085
	F5			
	056			
	F6			
	056			

F9	E	Mat.		
		1730	2312	2085
	056			

F10	E	Mat.		
		1730	2312	2085
	056			

F7	E	Mat.		
		1730	2312	2085
	036			

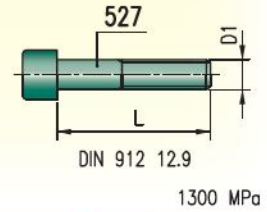
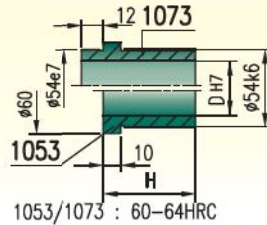
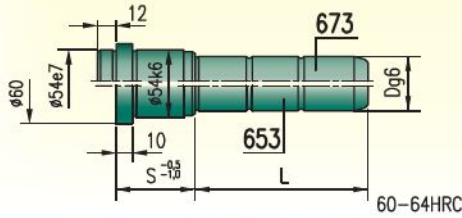
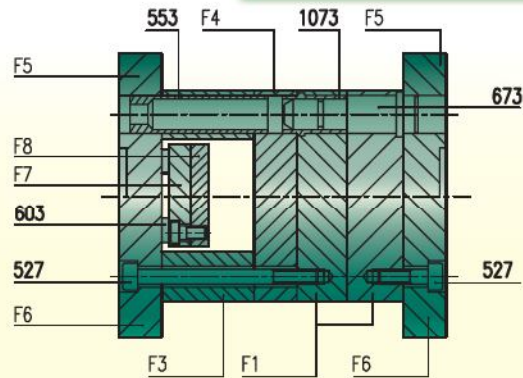
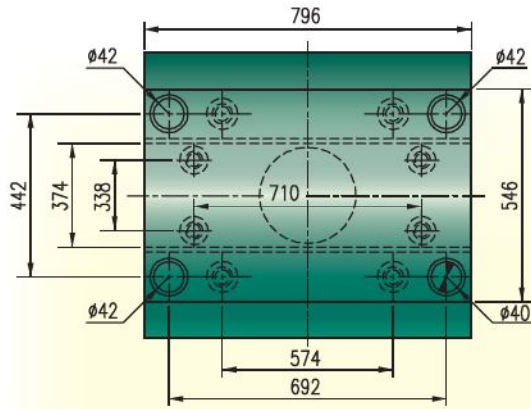
F8	E	Mat.	
		1730	2085
	027		

FE	E	T-X-Y		
		T	X	Y
	F1-E			

sur demande - délai
supplémentaire 2 jours
ouverts / on request -
Period of 2 working days
/ auf Anfrage - Frist von 2
Werktagen

CORPS DE MOULE STANDARD

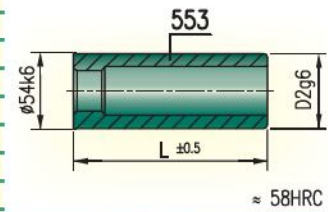
STANDARD MOULDS
STAMMFORMEN



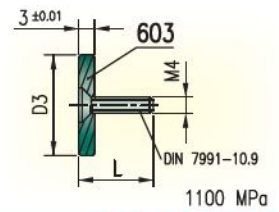
673		REF. 673 D=42 S=96 L=75 673-42-96-75									
653		D=40/42									
S	L	673	653	S	L	673	653	S	L	673	653
46	95										
	165										
56	75										
	115										
	155										
	195										
66	75										
	135										
76	75										
	115										
	175										
86	75										
	135										
96	75										
	115										
	155										
116	95										
	135										
	195										
136	95										
	135										
	215										
156	115										
	155										
	215										
196	155										
	195										
	235										
246	165										
	245										

1073		1053 D=42 H=76 1053-42-76	
D	H	1073	1053
40	46		
42	56		
	66		
	76		
	86		
	96		
	116		
	136		
	156		
	196		
	246		

527		527 D1=20 L=60 527-20-60	
D1	L	D1	L
12	40		
20	50		
	55		
	60		
	65		
	70		
	75		
	80		
	90		
	100		
	110		
	120		
	130		
	140		
	150		
	160		
	180		
	200		
	220		
	240		



553		553 D2=54 L=80 553-54-80	
D2	L	D2	L
54	60	54	280
	80		
	120		
	160		
	200		
	240		



603		603 D3=16 L=12 603-16-12	
D3	L		
16	12		
25			

CORPS DE MOULE STANDARD

STANDARD MOULDS
STAMMFORMEN



546 x 896



546x896 F1 E=56 Mat.=1730



546896F10561730

F1 F1U	E	Mat.			
		1730	2312	2311	2085
	056				
	076				
	096				
	116				
	136				
	156				
	196				

F3	E	Mat.	
		1730	2085
	096		
	116		
	136		
	156		

F4	E	Mat.		
		1730	2312	2085
	056			
	076			

F5 F6	E	Mat.		
		1730	2312	2085
	F5			
	056			
	F6			
	056			

F9	E	Mat.		
		1730	2312	2085
	056			

F10	E	Mat.		
		1730	2312	2085
	056			

F7	E	Mat.		
		1730	2312	2085
	036			

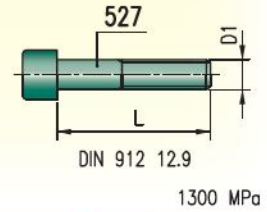
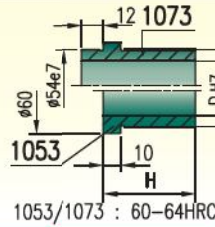
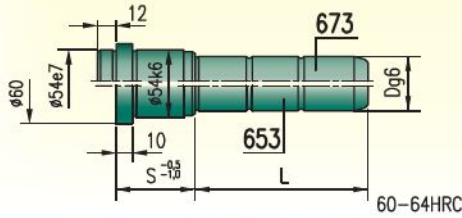
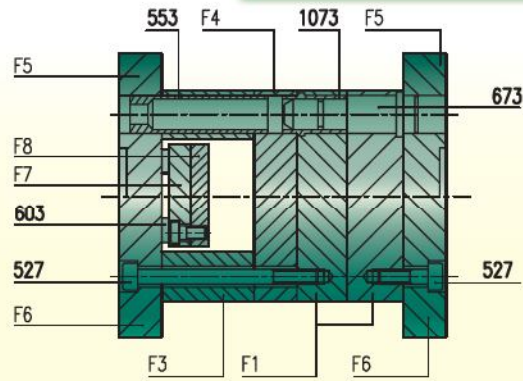
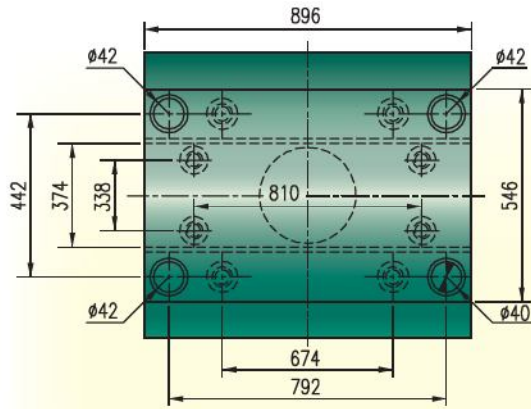
F8	E	Mat.	
		1730	2085
	027		

FE	E	T-X-Y		
		T	X	Y
	F1-E			

sur demande - délai
supplémentaire 2 jours
ouverts / on request -
Period of 2 working days
/ auf Anfrage - Frist von 2
Werktagen

CORPS DE MOULE STANDARD

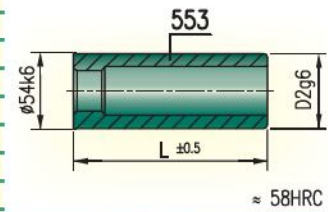
STANDARD MOULDS
STAMMFORMEN



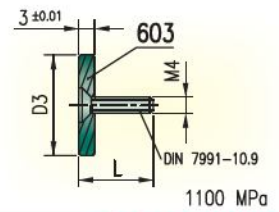
673		REF. 673 D=42 S=96 L=75 673-42-96-75									
653		D=40/42									
S	L	673	653	S	L	673	653	S	L	673	653
46	95										
	165										
56	75										
	115										
	155										
	195										
66	75										
	135										
76	75										
	115										
	175										
86	75										
	135										
96	75										
	115										
	155										
116	95										
	135										
	195										
136	95										
	135										
	215										
156	115										
	155										
	215										
196	155										
	195										
	235										
246	165										
	245										

1073		1053 D=42 H=76 1053-42-76	
D	H	1073	1053
40	46		
42	56		
	66		
	76		
	86		
	96		
	116		
	136		
	156		
	196		
	246		

527		527 D1=20 L=60 527-20-60	
D1	L	D1	L
12	40		
20	50		
	55		
	60		
	65		
	70		
	75		
	80		
	90		
	100		
	110		
	120		
	130		
	140		
	150		
	160		
	180		
	200		
	220		
	240		



553		553 D2=54 L=80 553-54-80	
D2	L	D2	L
54	60		
	80		
	120		
	160		
	200		
	240		



603		603 D3=16 L=12 603-16-12	
D3	L	D3	L
16	12		
25	12		

CORPS DE MOULE STANDARD

STANDARD MOULDS
STAMMFORMEN



546 x 996

546x996 F1 E=56 Mat.=1730

546996F10561730

F1 F1U	E	Mat.			
		1730	2312	2311	2085
	056				
	076				
	096				
	116				
	136				
	156				
	196				

F3	E	Mat.	
		1730	2085
	096		
	116		
	136		
	156		

F4	E	Mat.		
		1730	2312	2085
	056			
	076			

F5 F6	E	Mat.		
		1730	2312	2085
	F5			
	056			
	F6			
	056			

F9	E	Mat.		
		1730	2312	2085
	056			

F10	E	Mat.		
		1730	2312	2085
	056			

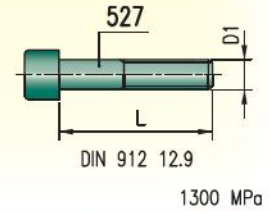
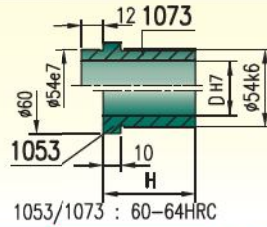
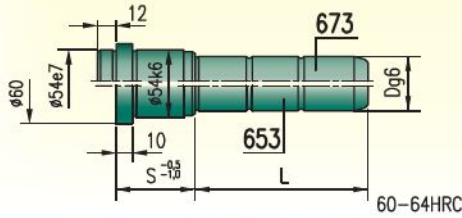
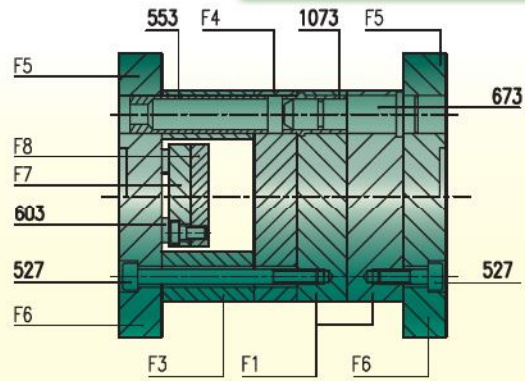
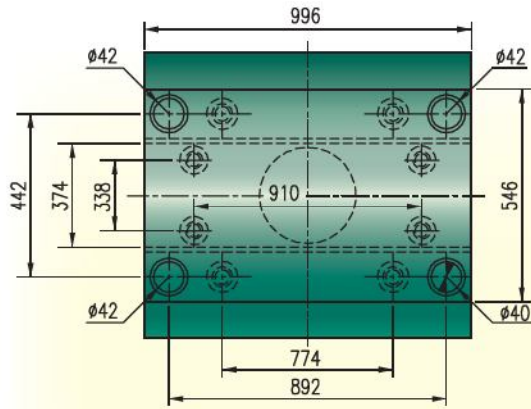
F7	E	Mat.		
		1730	2312	2085
	036			

F8	E	Mat.	
		1730	2085
	027		

FE	E	T-X-Y		
		T	X	Y
	F1-E	sur demande - délai supplémentaire 2 jours ouvrés / on request - Period of 2 working days / auf Anfrage - Frist von 2 Werktagen		

CORPS DE MOULE STANDARD

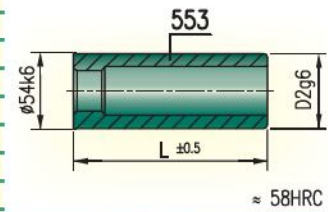
STANDARD MOULDS
STAMMFORMEN



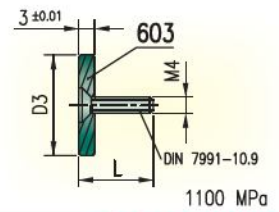
673		REF. 673 D=42 S=96 L=75 673-42-96-75									
653		D=40/42									
S	L	673	653	S	L	673	653	S	L	673	653
46	95										
	165										
56	75										
	115										
	155										
	195										
66	75										
	135										
76	75										
	115										
	175										
86	75										
	135										
96	75										
	115										
	155										
116	95										
	135										
	195										
136	95										
	135										
	215										
156	115										
	155										
	215										
196	155										
	195										
	235										
246	165										
	245										

1073		1053 D=42 H=76 1053-42-76	
D	H	1073	1053
40	46		
42	56		
	66		
	76		
	86		
	96		
	116		
	136		
	156		
	196		
	246		

527		527 D1=20 L=60 527-20-60	
D1	L	D1	L
12	40		
20	50		
	55		
	60		
	65		
	70		
	75		
	80		
	90		
	100		
	110		
	120		
	130		
	140		
	150		
	160		
	180		
	200		
	220		
	240		



553		553 D2=54 L=80 553-54-80	
D2	L	D2	L
54	60	54	280
	80		
	120		
	160		
	200		
	240		



603		603 D3=16 L=12 603-16-12	
D3	L		
16	12		
25			

CMS OXA®

CORPS DE MOULE STANDARD

STANDARD MOULDS
STAMMFORMEN



596 x 596 596x596 F1 E=036 Mat.=1730 596596F10361730

F1 F1U	E	Mat.						
		1730	2312	2162	2767	2311	2343	2085
	036							
	046							
	056							
	066							
	076							
	086							
	096							
	116							
	136							
	156							

Mat. F1U : 2162, 2767, 2343

F3	E	Mat.	
		1730	2085
	076		
	086		
	096		
	116		
	136		

F4	E	Mat.		
		1730	2312	2085
	046			
	056			

F5 F6	E	Mat.		
		1730	2312	2085
	F5			
	046			
	056			
	F6			
	046			
	056			

F9	E	Mat.		
		1730	2312	2085
	036			
	046			

F10	E	Mat.		
		1730	2312	2085
	036			
	046			

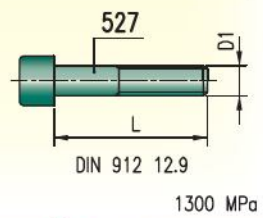
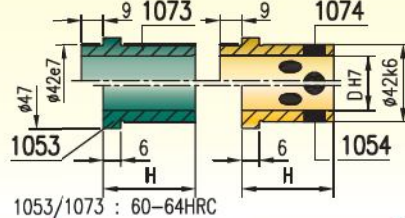
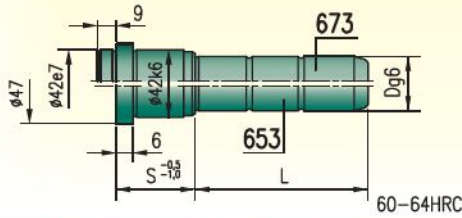
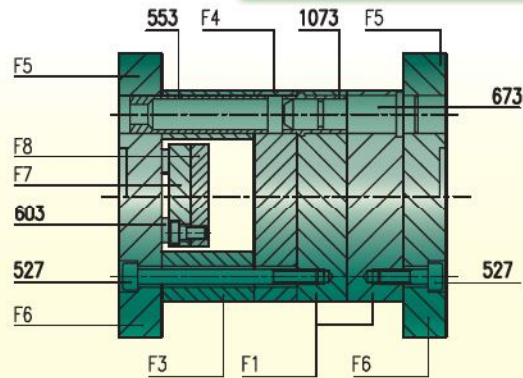
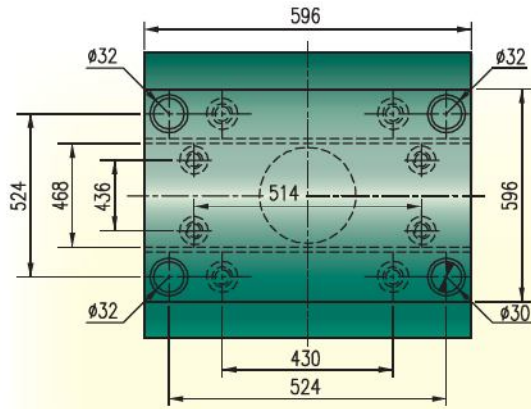
F7	E	Mat.		
		1730	2312	2085
	036			

F8	E	Mat.	
		1730	2085
	027		

FE	E	T-X-Y
		F1-E

CORPS DE MOULE STANDARD

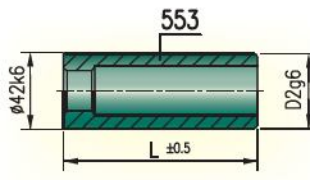
STANDARD MOULDS
STAMMFORMEN



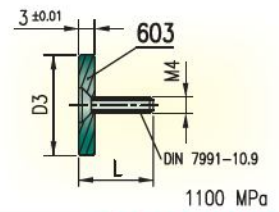
673		REF. 673 D=32 S=96 L=95 673-32-96-95									
653		D=30/32									
S	L	673	653	S	L	673	653	S	L	673	653
27	45			66	55			156	115		
	65				75				155		
	105				95			196	155		
	165				115				195		
	185				135						
	245				175						
	285				245						
36	55			76	55						
	75				75						
	95				95						
	115				115						
	155				155						
	245				225						
	285										
46	45			86	55						
	65				75						
	85				95						
	105				115						
	125				155						
	165				225						
	245				96	55					
	285				75						
56	55				95						
	75				115						
	95				155						
	115				205						
	135				116	75					
	175				115						
	245				155						
	295				136	95					
					115						
					155						

1073-1074		1054 D=32 H=76 1054-32-76			
1053-1054		1054 D=32 H=76 1054-32-76			
D	H	1073	1074	1053	1054
30	27				
32	36				
	46				
	56				
	66				
	76				
	86				
	96				
	116				
	136				
	156				
	196				

527		527 D1=16 L=40 527-16-40			
D1	L	D1	L		
10	40	16	180		
16	30		200		
	35		220		
	40		240		
	45		300		
	50		350		
	55		400		
	60		450		
	65				
	70				
	75				
	80				
	90				
	100				
	110				
	120				
	130				
	140				
	150				
	160				



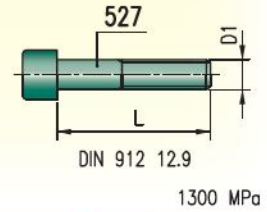
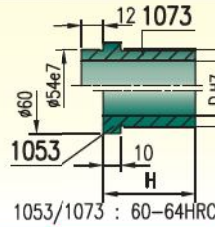
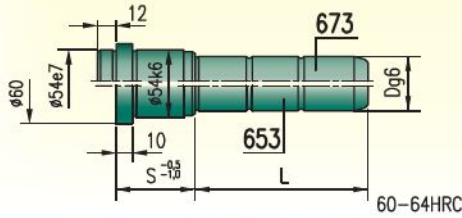
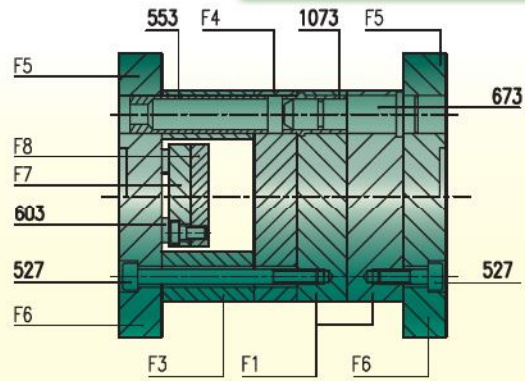
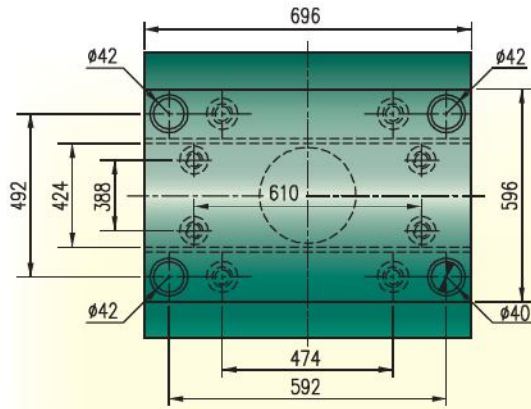
553		553 D2=42 L=60 553-42-60			
D2	L	D2	L		
42	40	42	160		
	60		180		
	80		200		
	100		220		
	120		260		
	140		300		



603		603 D3=16 L=12 603-16-12	
D3	L		
16	12		
25			

CORPS DE MOULE STANDARD

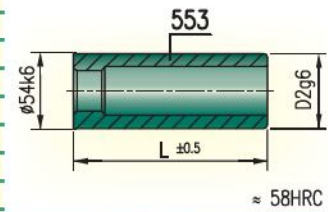
STANDARD MOULDS
STAMMFORMEN



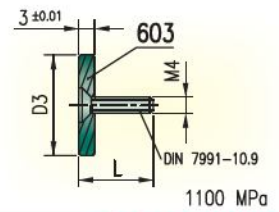
673		REF. 673 D=42 S=96 L=75 673-42-96-75									
653		D=40/42									
S	L	673	653	S	L	673	653	S	L	673	653
46	95										
	165										
56	75										
	115										
	155										
	195										
66	75										
	135										
76	75										
	115										
	175										
86	75										
	135										
96	75										
	115										
	155										
116	95										
	135										
	195										
136	95										
	135										
	215										
156	115										
	155										
	215										
196	155										
	195										
	235										
246	165										
	245										

1073		1053 D=42 H=76 1053-42-76	
D	H	1073	1053
40	46		
42	56		
	66		
	76		
	86		
	96		
	116		
	136		
	156		
	196		
	246		

527		527 D1=20 L=60 527-20-60	
D1	L	D1	L
12	40		
20	50		
	55		
	60		
	65		
	70		
	75		
	80		
	90		
	100		
	110		
	120		
	130		
	140		
	150		
	160		
	180		
	200		
	220		
	240		



553		553 D2=54 L=80 553-54-80	
D2	L	D2	L
54	60	54	280
	80		
	120		
	160		
	200		
	240		



603		603 D3=16 L=12 603-16-12	
D3	L		
16	12		
25			

CMS OXA®

CORPS DE MOULE STANDARD

STANDARD MOULDS
STAMMFORMEN



596 x 796

596x796 F1 E=56 Mat.=1730

596796F10561730

F1 F1U	E	Mat.			
		1730	2312	2311	2085
	056				
	076				
	096				
	116				
	136				
	156				
	196				

F3	E	Mat.	
		1730	2085
	096		
	116		
	136		
	156		

F4	E	Mat.		
		1730	2312	2085
	056			
	076			

F5 F6	E	Mat.		
		1730	2312	2085
	F5			
	056			
	F6			
	056			

F9	E	Mat.		
		1730	2312	2085
	056			

F10	E	Mat.		
		1730	2312	2085
	056			

F7	E	Mat.		
		1730	2312	2085
	036			

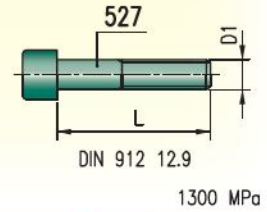
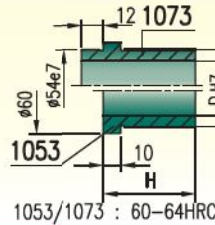
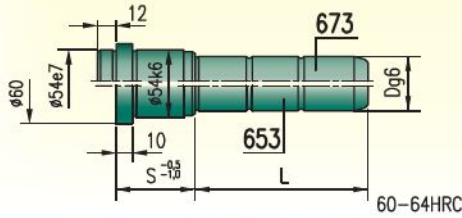
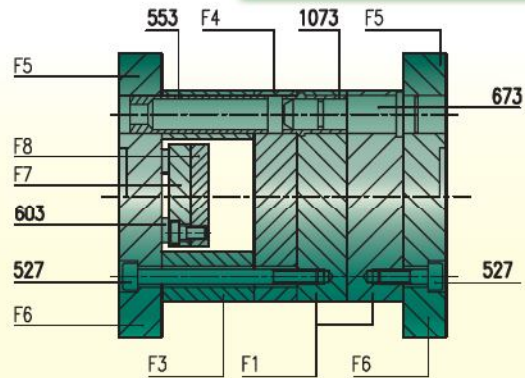
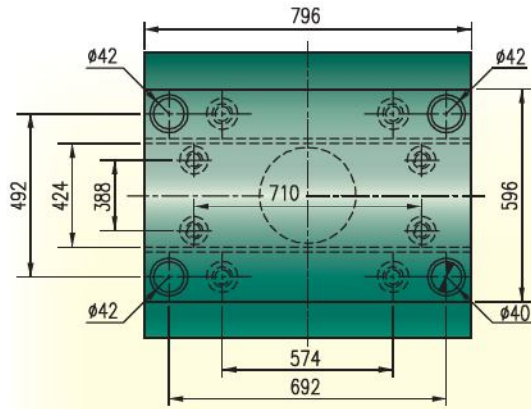
F8	E	Mat.	
		1730	2085
	027		

FE	E	T-X-Y		
		T	X	Y
	F1-E			

sur demande - délai
supplémentaire 2 jours
ouverts / on request -
Period of 2 working days
/ auf Anfrage - Frist von 2
Werktagen

CORPS DE MOULE STANDARD

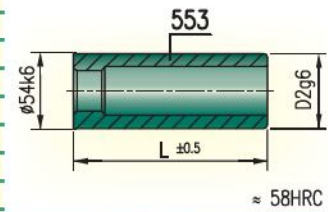
STANDARD MOULDS
STAMMFORMEN



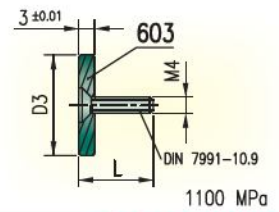
673		REF. 673 D=42 S=96 L=75 673-42-96-75									
653											
D=40/42											
S	L	673	653	S	L	673	653	S	L	673	653
46	95										
	165										
56	75										
	115										
	155										
	195										
66	75										
	135										
76	75										
	115										
	175										
86	75										
	135										
96	75										
	115										
	155										
116	95										
	135										
	195										
136	95										
	135										
	215										
156	115										
	155										
	215										
196	155										
	195										
	235										
246	165										
	245										

1073		1053 D=42 H=76 1053-42-76	
1053			
D	H	1073	1053
40	46		
42	56		
	66		
	76		
	86		
	96		
	116		
	136		
	156		
	196		
	246		

527		527 D1=20 L=60 527-20-60	
527			
D1	L	D1	L
12	40	16	300
20	50		350
	55		400
	60		450
	65		
	70		
	75		
	80		
	90		
	100		
	110		
	120		
	130		
	140		
	150		
	160		
	180		
	200		
	220		
	240		



553		553 D2=54 L=80 553-54-80	
553			
D2	L	D2	L
54	60	54	280
	80		
	120		
	160		
	200		
	240		



603		603 D3=16 L=12 603-16-12	
603			
D3	L		
16	12		
25			

CMS OXA®

CORPS DE MOULE STANDARD

STANDARD MOULDS
STAMMFORMEN



596 x 896

596x896 F1 E=56 Mat.=1730

596896F10561730

F1 F1U	E	Mat.			
		1730	2312	2311	2085
	056				
	076				
	096				
	116				
	136				
	156				
	196				

F3	E	Mat.	
		1730	2085
	096		
	116		
	136		
	156		

F4	E	Mat.		
		1730	2312	2085
	056			
	076			

F5 F6	E	Mat.		
		1730	2312	2085
	F5			
	056			
	F6			
	056			

F9	E	Mat.		
		1730	2312	2085
	056			

F10	E	Mat.		
		1730	2312	2085
	056			

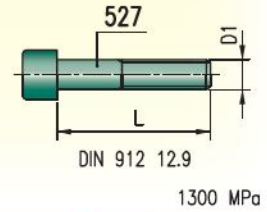
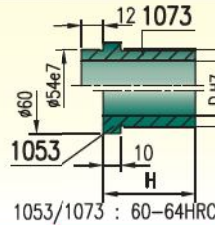
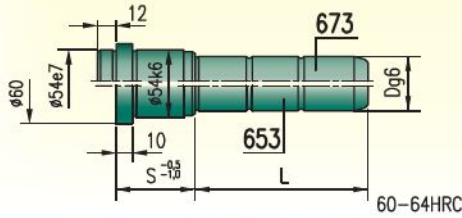
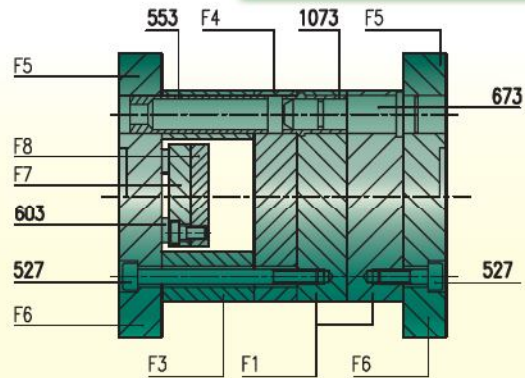
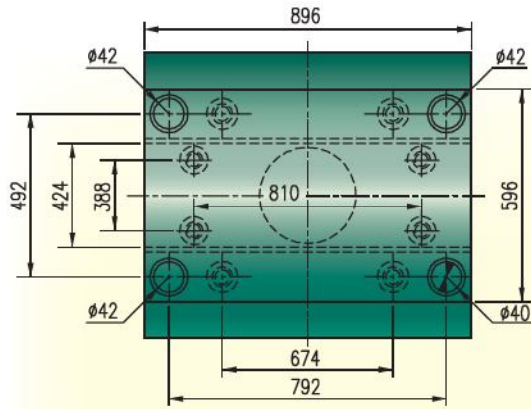
F7	E	Mat.		
		1730	2312	2085
	036			

F8	E	Mat.	
		1730	2085
	027		

FE	E	T-X-Y		
		T	X	Y
	F1-E	sur demande - délai supplémentaire 2 jours ouvrés / on request - Period of 2 working days / auf Anfrage - Frist von 2 Werktagen		

CORPS DE MOULE STANDARD

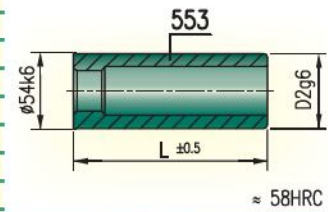
STANDARD MOULDS
STAMMFORMEN



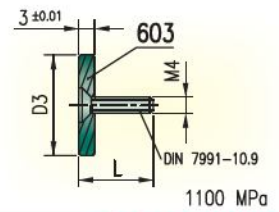
673		REF. 673 D=42 S=96 L=75 673-42-96-75									
653											
D=40/42											
S	L	673	653	S	L	673	653	S	L	673	653
46	95										
	165										
56	75										
	115										
	155										
	195										
66	75										
	135										
76	75										
	115										
	175										
86	75										
	135										
96	75										
	115										
	155										
116	95										
	135										
	195										
136	95										
	135										
	215										
156	115										
	155										
	215										
196	155										
	195										
	235										
246	165										
	245										

1073		1053 D=42 H=76 1053-42-76	
1053			
D	H	1073	1053
40	46		
42	56		
	66		
	76		
	86		
	96		
	116		
	136		
	156		
	196		
	246		

527		527 D1=20 L=60 527-20-60	
527			
D1	L	D1	L
12	40		
20	50		
	55		
	60		
	65		
	70		
	75		
	80		
	90		
	100		
	110		
	120		
	130		
	140		
	150		
	160		
	180		
	200		
	220		
	240		



553		553 D2=54 L=80 553-54-80	
553			
D2	L	D2	L
54	60	54	280
	80		
	120		
	160		
	200		
	240		

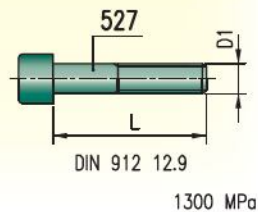
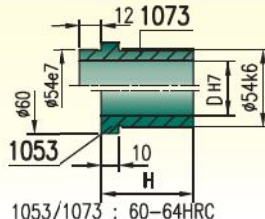
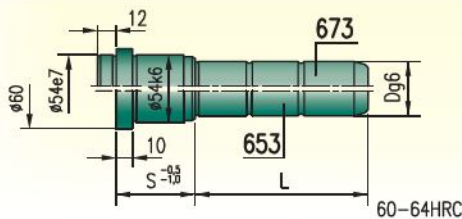
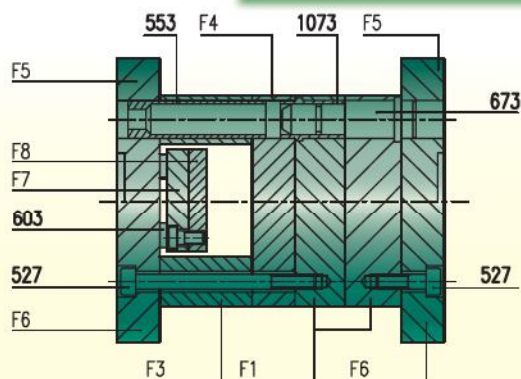
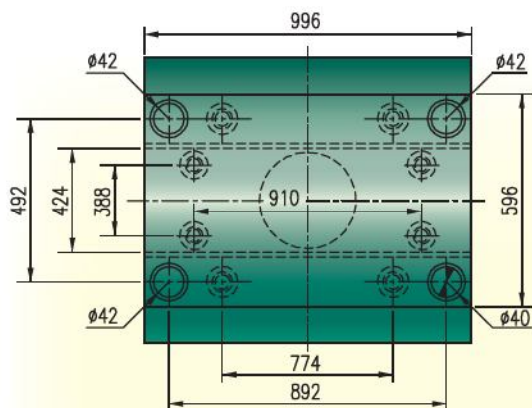


603		603 D3=16 L=12 603-16-12	
603			
D3	L		
16	12		
25			

CMS OXA®

CORPS DE MOULE STANDARD

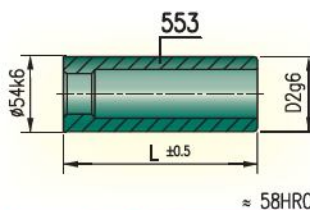
STANDARD MOULDS
STAMMFORMEN



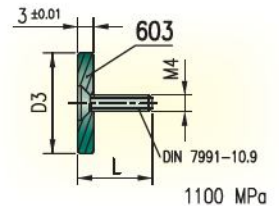
673		REF. 673 D=42 S=96 L=75 673-42-96-75									
653											
D=40/42											
S	L	673	653	S	L	673	653	S	L	673	653
46	95										
	165										
56	75										
	115										
	155										
	195										
66	75										
	135										
76	75										
	115										
	175										
86	75										
	135										
96	75										
	115										
	155										
116	95										
	135										
	195										
136	95										
	135										
	215										
156	115										
	155										
	215										
196	155										
	195										
	235										
246	165										
	245										

1073		1053 D=42 H=76 1053-42-76	
1053			
D	H	1073	1053
40	46		
42	56		
	66		
	76		
	86		
	96		
	116		
	136		
	156		
	196		
	246		

527		527 D1=20 L=60 527-20-60	
D1		L	
12	40	16	300
20	50		350
	55		400
	60		450
	65		
	70		
	75		
	80		
	90		
	100		
	110		
	120		
	130		
	140		
	150		
	160		
	180		
	200		
	220		
	240		



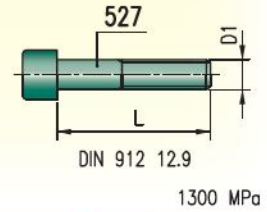
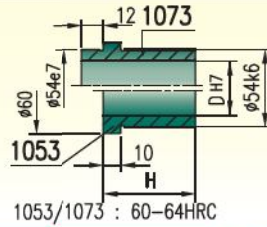
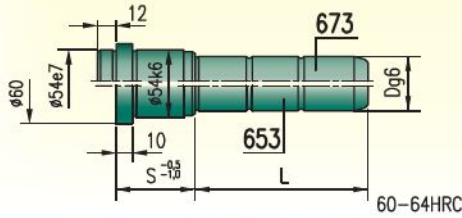
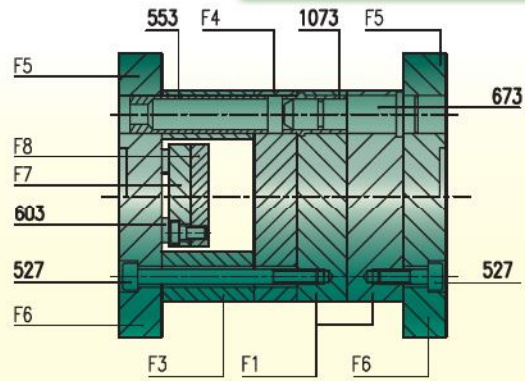
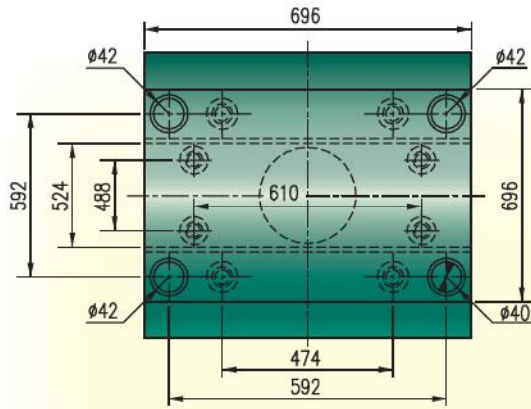
553		553 D2=54 L=80 553-54-80	
D2		L	
54	60	54	280
	80		
	120		
	160		
	200		
	240		



603		603 D3=16 L=12 603-16-12	
D3		L	
16		12	
25			

CORPS DE MOULE STANDARD

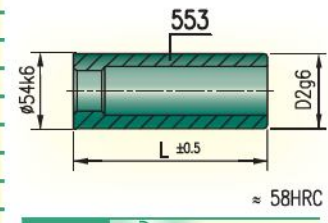
STANDARD MOULDS
STAMMFORMEN



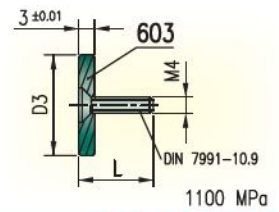
673		REF. 673 D=42 S=96 L=75 673-42-96-75									
653		D=40/42									
S	L	673	653	S	L	673	653	S	L	673	653
46	95										
	165										
56	75										
	115										
	155										
	195										
66	75										
	135										
76	75										
	115										
	175										
86	75										
	135										
96	75										
	115										
	155										
116	95										
	135										
	195										
136	95										
	135										
	215										
156	115										
	155										
	215										
196	155										
	195										
	235										
246	165										
	245										

1073		1053 D=42 H=76 1053-42-76	
D	H	1073	1053
40	46		
42	56		
	66		
	76		
	86		
	96		
	116		
	136		
	156		
	196		
	246		

527		527 D1=20 L=60 527-20-60	
D1	L	D1	L
12	40		
20	50		
	55		
	60		
	65		
	70		
	75		
	80		
	90		
	100		
	110		
	120		
	130		
	140		
	150		
	160		
	180		
	200		
	220		
	240		



553		553 D2=54 L=80 553-54-80	
D2	L	D2	L
54	60	54	280
	80		
	120		
	160		
	200		
	240		



603		603 D3=16 L=12 603-16-12	
D3	L		
16	12		
25			

CMS OXA®

CORPS DE MOULE STANDARD

STANDARD MOULDS
STAMMFORMEN



696 x 796

696x796 F1 E=56 Mat.=1730

696796F10561730

F1 F1U	E	Mat.			
		1730	2312	2311	2085
	056				
	076				
	096				
	116				
	136				
	156				
	196				

F3	E	Mat.	
		1730	2085
	096		
	116		
	136		
	156		

F4	E	Mat.		
		1730	2312	2085
	056			
	076			

F5 F6	E	Mat.		
		1730	2312	2085
	F5			
	076			
	F6			
	076			

F9	E	Mat.		
		1730	2312	2085
	056			

F10	E	Mat.		
		1730	2312	2085
	056			

F7	E	Mat.		
		1730	2312	2085
	036			

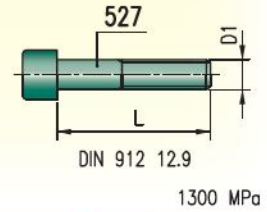
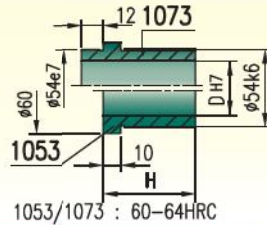
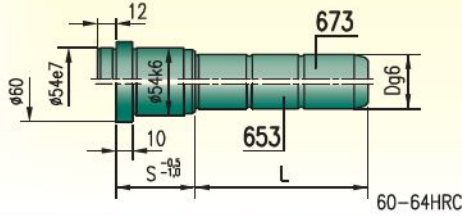
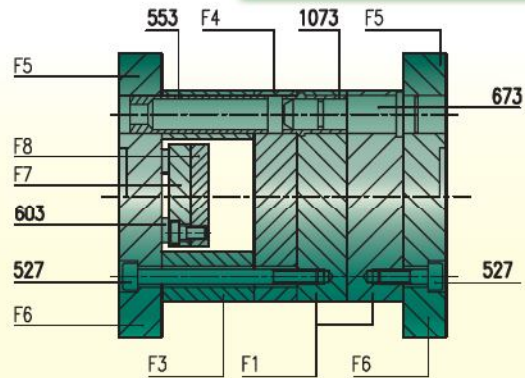
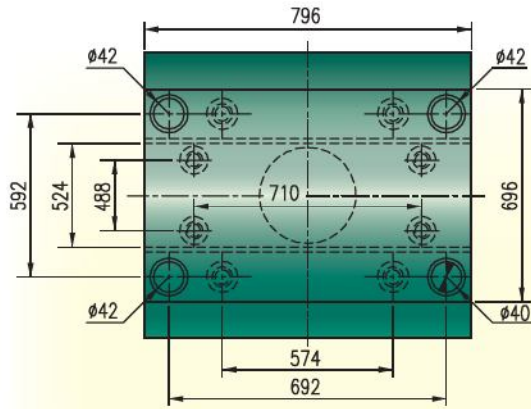
F8	E	Mat.	
		1730	2085
	027		

FE	E	T-X-Y		
		T	X	Y
	F1-E			

sur demande - délai
supplémentaire 2 jours
ouverts / on request -
Period of 2 working days
/ auf Anfrage - Frist von 2
Werktagen

CORPS DE MOULE STANDARD

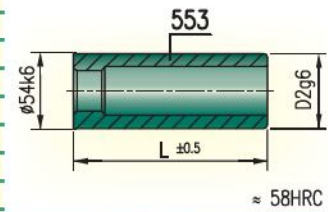
STANDARD MOULDS
STAMMFORMEN



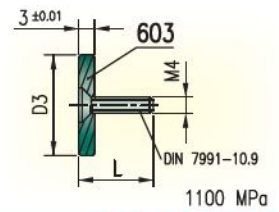
673		REF. 673 D=42 S=96 L=75 673-42-96-75									
653		D=40/42									
S	L	673	653	S	L	673	653	S	L	673	653
46	95										
	165										
56	75										
	115										
	155										
	195										
66	75										
	135										
76	75										
	115										
	175										
86	75										
	135										
96	75										
	115										
	155										
116	95										
	135										
	195										
136	95										
	135										
	215										
156	115										
	155										
	215										
196	155										
	195										
	235										
246	165										
	245										

1073		1053 D=42 H=76 1053-42-76	
D	H	1073	1053
40	46		
42	56		
	66		
	76		
	86		
	96		
	116		
	136		
	156		
	196		
	246		

527		527 D1=20 L=60 527-20-60	
D1	L	D1	L
12	40		
20	50		
	55		
	60		
	65		
	70		
	75		
	80		
	90		
	100		
	110		
	120		
	130		
	140		
	150		
	160		
	180		
	200		
	220		
	240		



553		553 D2=54 L=80 553-54-80	
D2	L	D2	L
54	60	54	280
	80		
	120		
	160		
	200		
	240		



603		603 D3=16 L=12 603-16-12	
D3	L		
16	12		
25			

CMS OXA®

CORPS DE MOULE STANDARD

STANDARD MOULDS
STAMMFORMEN



696 x 896

696x896 F1 E=56 Mat.=1730

696896F10561730

F1 F1U	E	Mat.			
		1730	2312	2311	2085
	056				
	076				
	096				
	116				
	136				
	156				
	196				

F3	E	Mat.	
		1730	2085
	096		
	116		
	136		
	156		

F4	E	Mat.		
		1730	2312	2085
	056			
	076			

F5 F6	E	Mat.		
		1730	2312	2085
	F5			
	076			
	F6			
	076			

F9	E	Mat.		
		1730	2312	2085
	056			

F10	E	Mat.		
		1730	2312	2085
	056			

F7	E	Mat.		
		1730	2312	2085
	036			

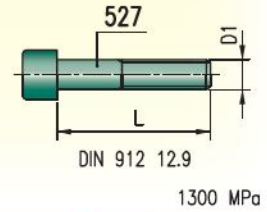
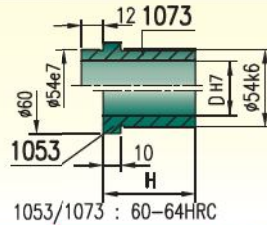
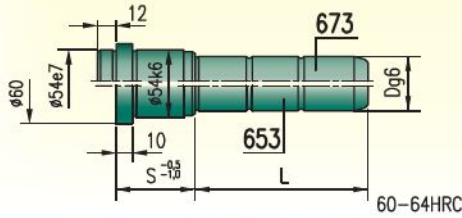
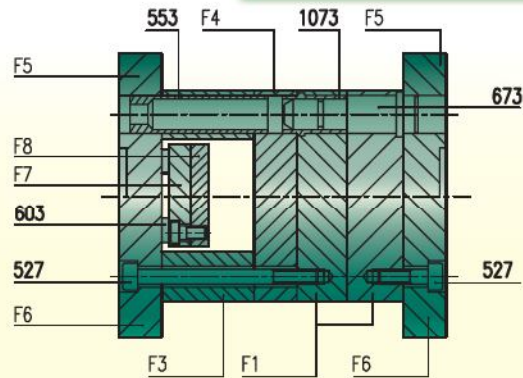
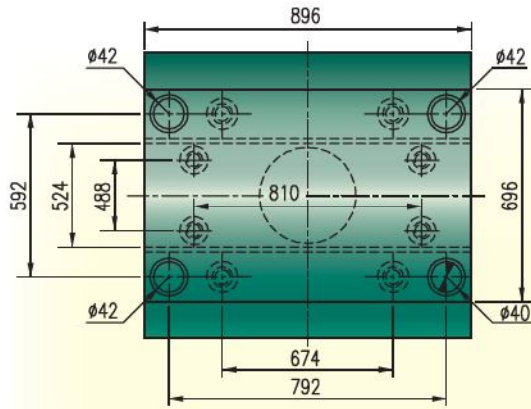
F8	E	Mat.	
		1730	2085
	027		

FE	E	T-X-Y		
		T	X	Y
	F1-E			

sur demande - délai
supplémentaire 2 jours
ouverts / on request -
Period of 2 working days
/ auf Anfrage - Frist von 2
Werktagen

CORPS DE MOULE STANDARD

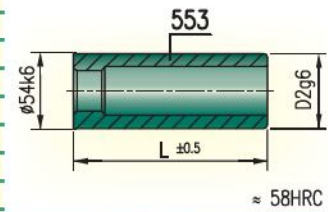
STANDARD MOULDS
STAMMFORMEN



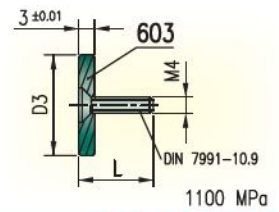
673		REF. 673 D=42 S=96 L=75 673-42-96-75									
653		D=40/42									
S	L	673	653	S	L	673	653	S	L	673	653
46	95										
	165										
56	75										
	115										
	155										
	195										
66	75										
	135										
76	75										
	115										
	175										
86	75										
	135										
96	75										
	115										
	155										
116	95										
	135										
	195										
136	95										
	135										
	215										
156	115										
	155										
	215										
196	155										
	195										
	235										
246	165										
	245										

1073		1053 D=42 H=76 1053-42-76	
D	H	1073	1053
40	46		
42	56		
	66		
	76		
	86		
	96		
	116		
	136		
	156		
	196		
	246		

527		527 D1=20 L=60 527-20-60	
D1	L	D1	L
12	40		
20	50		
	55		
	60		
	65		
	70		
	75		
	80		
	90		
	100		
	110		
	120		
	130		
	140		
	150		
	160		
	180		
	200		
	220		
	240		



553		553 D2=54 L=80 553-54-80	
D2	L	D2	L
54	60	54	280
	80		
	120		
	160		
	200		
	240		

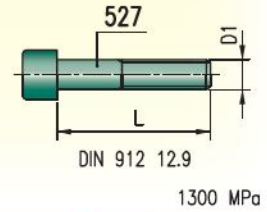
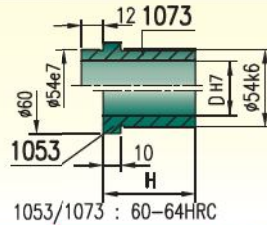
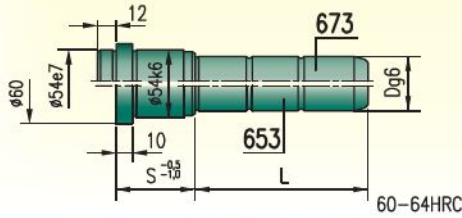
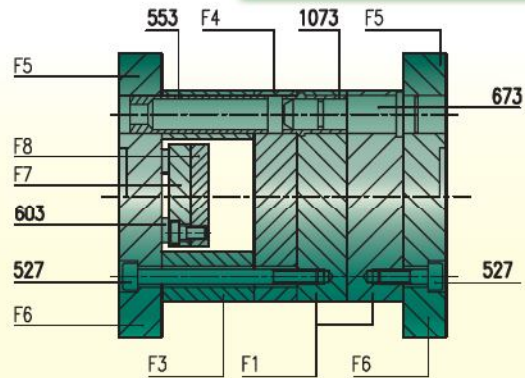
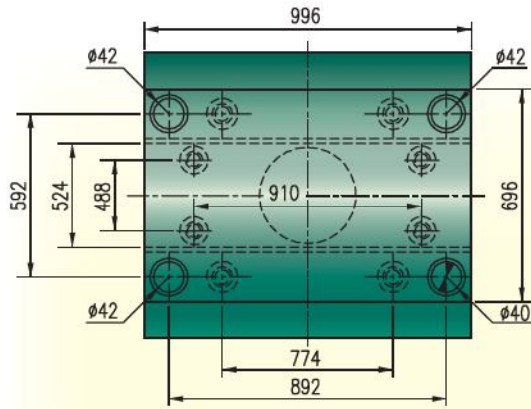


603		603 D3=16 L=12 603-16-12	
D3	L		
16	12		
25			

CMS OXA®

CORPS DE MOULE STANDARD

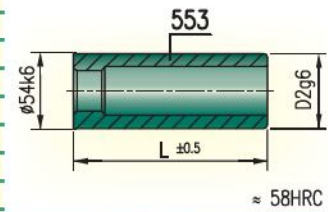
STANDARD MOULDS
STAMMFORMEN



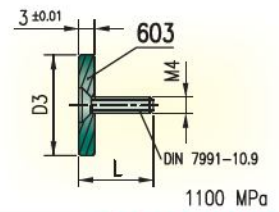
673		REF. 673 D=42 S=96 L=75 673-42-96-75									
653		D=40/42									
S	L	673	653	S	L	673	653	S	L	673	653
46	95										
	165										
56	75										
	115										
	155										
	195										
66	75										
	135										
76	75										
	115										
	175										
86	75										
	135										
96	75										
	115										
	155										
116	95										
	135										
	195										
136	95										
	135										
	215										
156	115										
	155										
	215										
196	155										
	195										
	235										
246	165										
	245										

1073		1053 D=42 H=76 1053-42-76	
D	H	1073	1053
40	46		
42	56		
	66		
	76		
	86		
	96		
	116		
	136		
	156		
	196		
	246		

527		527 D1=20 L=60 527-20-60	
D1	L	D1	L
12	40		
20	50		
	55		
	60		
	65		
	70		
	75		
	80		
	90		
	100		
	110		
	120		
	130		
	140		
	150		
	160		
	180		
	200		
	220		
	240		



553		553 D2=54 L=80 553-54-80	
D2	L	D2	L
54	60	54	280
	80		
	120		
	160		
	200		
	240		



603		603 D3=16 L=12 603-16-12	
D3	L		
16	12		
25			

CMS OXA®

CORPS DE MOULE STANDARD

STANDARD MOULDS
STAMMFORMEN



796 x 796

796x796 F1 E=56 Mat.=1730

796796F10561730

F1 F1U	E	Mat.			
		1730	2312	2311	2085
	056				
	076				
	096				
	116				
	136				
	156				
	196				

F3	E	Mat.	
		1730	2085
	096		
	116		
	136		
	156		

F4	E	Mat.		
		1730	2312	2085
	056			
	076			

F5 F6	E	Mat.		
		1730	2312	2085
	F5			
	076			
	F6			
	076			

F9	E	Mat.		
		1730	2312	2085
	056			

F10	E	Mat.		
		1730	2312	2085
	056			

F7	E	Mat.		
		1730	2312	2085
	046			

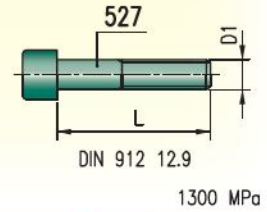
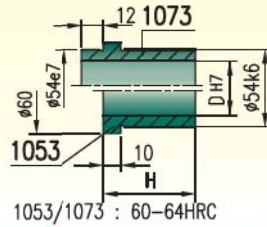
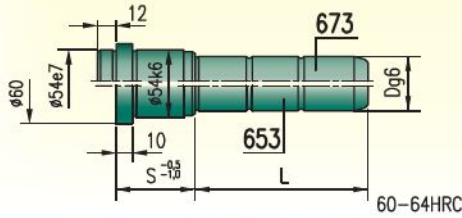
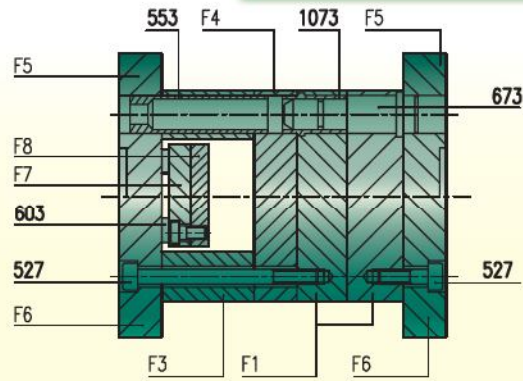
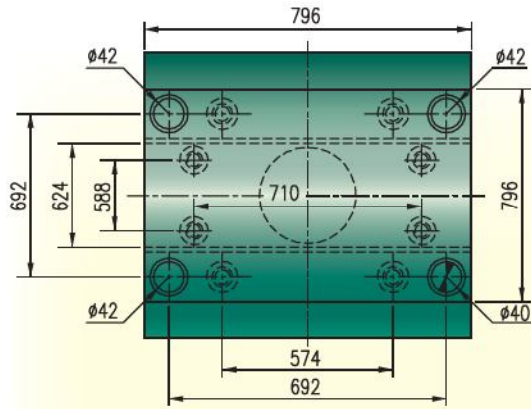
F8	E	Mat.	
		1730	2085
	027		

FE	E	T-X-Y		
	F1-E			

sur demande - délai supplémentaire 2 jours ouvrés / on request - Period of 2 working days / auf Anfrage - Frist von 2 Werktagen

CORPS DE MOULE STANDARD

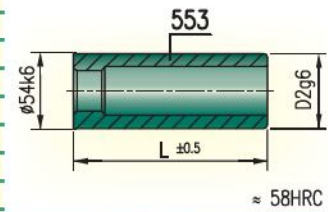
STANDARD MOULDS
STAMMFORMEN



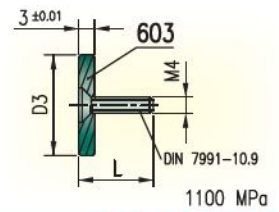
673		REF. 673 D=42 S=96 L=75 673-42-96-75									
653											
D=40/42											
S	L	673	653	S	L	673	653	S	L	673	653
46	95										
	165										
56	75										
	115										
	155										
	195										
66	75										
	135										
76	75										
	115										
	175										
86	75										
	135										
96	75										
	115										
	155										
116	95										
	135										
	195										
136	95										
	135										
	215										
156	115										
	155										
	215										
196	155										
	195										
	235										
246	165										
	245										

1073		1053 D=42 H=76 1053-42-76	
1053			
D	H	1073	1053
40	46		
42	56		
	66		
	76		
	86		
	96		
	116		
	136		
	156		
	196		
	246		

527		527 D1=20 L=60 527-20-60	
D1		L	
12	40	16	300
20	50		350
	55		400
	60		450
	65		
	70		
	75		
	80		
	90		
	100		
	110		
	120		
	130		
	140		
	150		
	160		
	180		
	200		
	220		
	240		



553		553 D2=54 L=80 553-54-80	
D2		L	
54	60	54	280
	80		
	120		
	160		
	200		
	240		

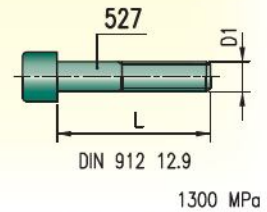
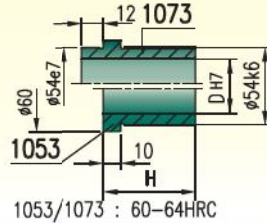
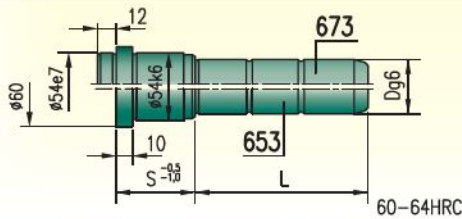
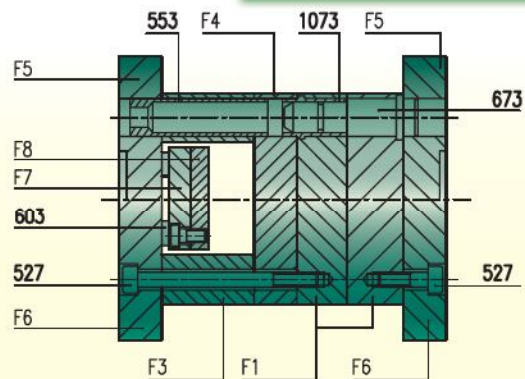
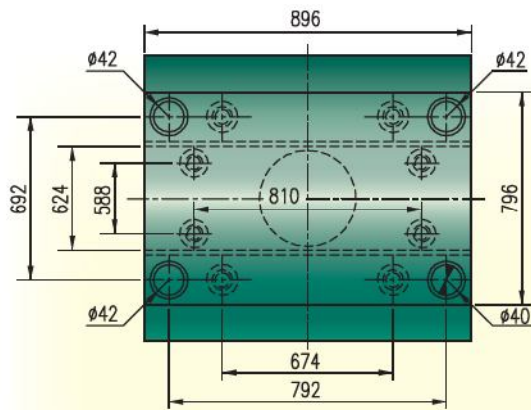


603		603 D3=16 L=12 603-16-12	
D3		L	
16		12	
25			

CMS OXA®

CORPS DE MOULE STANDARD

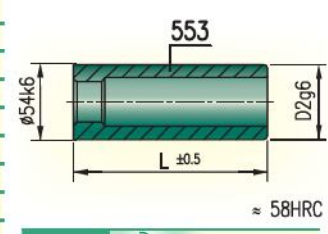
STANDARD MOULDS
STAMMFORMEN



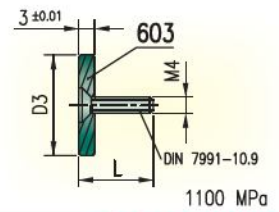
673		REF. 673 D=42 S=96 L=75 673-42-96-75									
653		D=40/42									
S	L	673	653	S	L	673	653	S	L	673	653
46	95										
	165										
56	75										
	115										
	155										
	195										
66	75										
	135										
76	75										
	115										
	175										
86	75										
	135										
96	75										
	115										
	155										
116	95										
	135										
	195										
136	95										
	135										
	215										
156	115										
	155										
	215										
196	155										
	195										
	235										
246	165										
	245										

1073		1053 D=42 H=76 1053-42-76	
D	H	1073	1053
40	46		
42	56		
	66		
	76		
	86		
	96		
	116		
	136		
	156		
	196		
	246		

527		527 D1=20 L=60 527-20-60	
D1	L	D1	L
12	40	16	300
20	50		350
	55		400
	60		450
	65		
	70		
	75		
	80		
	90		
	100		
	110		
	120		
	130		
	140		
	150		
	160		
	180		
	200		
	220		
	240		



553		553 D2=54 L=80 553-54-80	
D2	L	D2	L
54	60	54	280
	80		
	120		
	160		
	200		
	240		

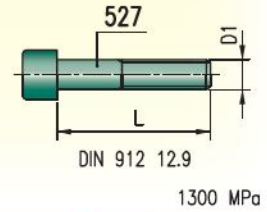
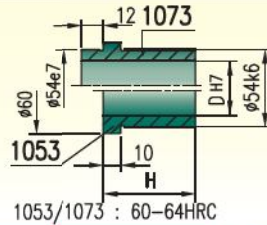
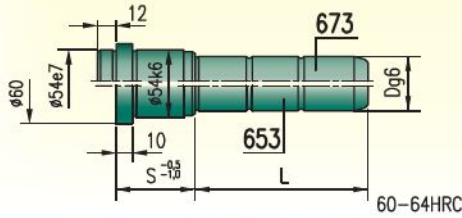
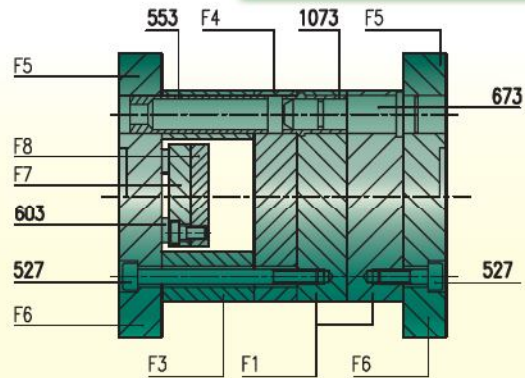
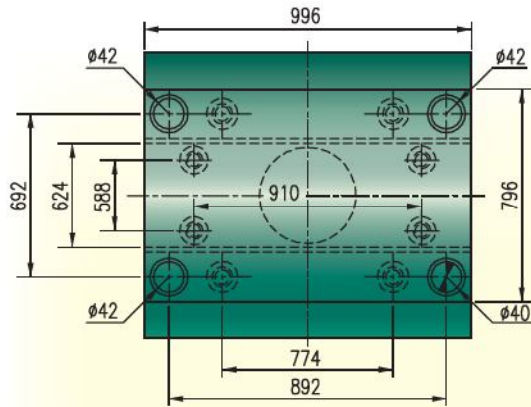


603		603 D3=16 L=12 603-16-12	
D3	L		
16	12		
25			

CMS OXA®

CORPS DE MOULE STANDARD

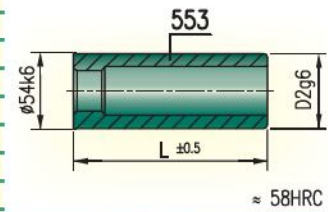
STANDARD MOULDS
STAMMFORMEN



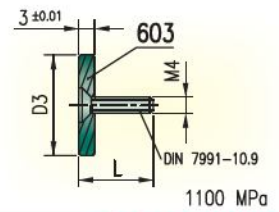
673		REF. 673 D=42 S=96 L=75 673-42-96-75									
653		D=40/42									
S	L	673	653	S	L	673	653	S	L	673	653
46	95										
	165										
56	75										
	115										
	155										
	195										
66	75										
	135										
76	75										
	115										
	175										
86	75										
	135										
96	75										
	115										
	155										
116	95										
	135										
	195										
136	95										
	135										
	215										
156	115										
	155										
	215										
196	155										
	195										
	235										
246	165										
	245										

1073		1053 D=42 H=76 1053-42-76	
D	H	1073	1053
40	46		
42	56		
	66		
	76		
	86		
	96		
	116		
	136		
	156		
	196		
	246		

527		527 D1=20 L=60 527-20-60	
D1	L	D1	L
12	40		
20	50		
	55		
	60		
	65		
	70		
	75		
	80		
	90		
	100		
	110		
	120		
	130		
	140		
	150		
	160		
	180		
	200		
	220		
	240		



553		553 D2=54 L=80 553-54-80	
D2	L	D2	L
54	60	54	280
	80		
	120		
	160		
	200		
	240		

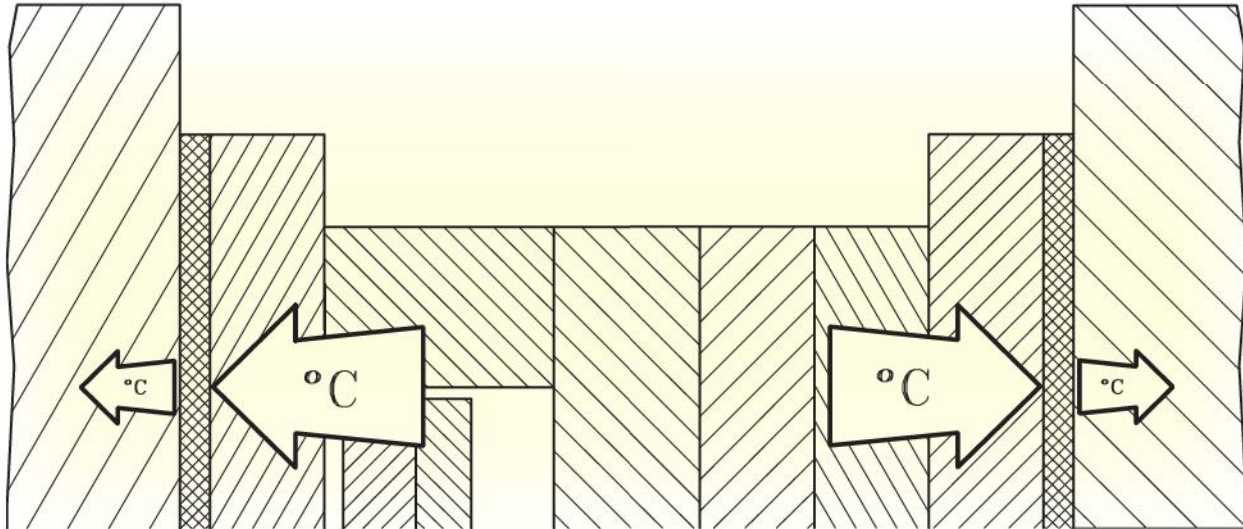


603		603 D3=16 L=12 603-16-12	
D3	L		
16	12		
25			

CMS OXA®

PLAQUES ISOLANTES «MOULISOL®»

INSULATED SHEETS " MOULISOL® "
ISOLIER PLATTEN " MOULISOL® "



REF. 9881 Dimension=196x396 Epaisseur=6



9881-196-396-6

Les plaques isolantes " MOULISOL® " sont spécialement étudiées et produites pour isoler thermiquement les outillages, des plateaux de presse.

Fabriquées à base de fibre de verre, ces plaques ne contiennent pas d'amiante ce qui élimine les problèmes d'environnement et leur confère des caractéristiques élevées.

Les plaques " MOULISOL® " sont disponibles en épaisseur $6^{\pm 0,1}$ et $10^{\pm 0,1}$ mm.

- Aux formats de nos moules standard (sur stock).
- En plaques 2000x1000 mm (sur stock).
- A vos formats spécifiques (48h).

CARACTERISTIQUES TECHNIQUES:

- Masse volumique : $1,96 \text{ g/cm}^3$
- Absorption d'eau : 0,06%
- Conductivité thermique : $2,7 \times 10^{-3} \text{ W/cm.k}$
- Coef. de dilatation linéaire : 20 10-6
- Résistance à la compression :
 - 23°C : 330 MPa
 - 155 °C : 185 MPa
 - 200 °C : 120 MPa
- Température d'utilisation : <285 °C



PROPRIETES PRINCIPALES:

- Faible conductibilité thermique
- Haute résistance à la compression
- Haute résistance à température élevée
- Longue durée de vie
- Absence d'amiante
- Tolérance d'épaisseur : $\pm 0,1 \text{ mm}$
- Tolérance de parallélisme : $0,05 \text{ mm}$

Société.....
Adresse.....
Tél..... Fax.....
E-mail.....

Date :
V / Réf :
 DEMANDE DE DEVIS
 BON DE COMMANDE

FORMAT DU MOULE : X



	9116 F5 <input type="checkbox"/>		9117 F9 <input type="checkbox"/>	E =	<input type="checkbox"/>	<input type="checkbox"/>	1730
	9115 F6 <input type="checkbox"/>		9110 F10 <input type="checkbox"/>				2312
				Quantité =			

9120 F1	<input type="checkbox"/>	<input type="checkbox"/>	1730	<input type="checkbox"/>	<input type="checkbox"/>	2767
E =	<input type="checkbox"/>	<input type="checkbox"/>	2312	<input type="checkbox"/>	<input type="checkbox"/>	2311
Quantité =	<input type="checkbox"/>	<input type="checkbox"/>	2162	<input type="checkbox"/>	<input type="checkbox"/>	2343
		Autre :				

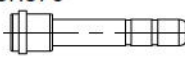
9120 F1	<input type="checkbox"/>	<input type="checkbox"/>	1730	<input type="checkbox"/>	<input type="checkbox"/>	2767
E =	<input type="checkbox"/>	<input type="checkbox"/>	2312	<input type="checkbox"/>	<input type="checkbox"/>	2311
Quantité =	<input type="checkbox"/>	<input type="checkbox"/>	2162	<input type="checkbox"/>	<input type="checkbox"/>	2343
		Autre :				

9160 F4	<input type="checkbox"/>	<input type="checkbox"/>	1730			
E =	<input type="checkbox"/>	<input type="checkbox"/>	2312			
Quantité =						

9170 F3	E =	Quantité =	<input type="checkbox"/>	1730		
<input type="checkbox"/>	1730					
9180 F8		E =	<input type="checkbox"/>	1730	Quantité =	
9190 F7		E =	<input type="checkbox"/>	1730	Quantité =	
			<input type="checkbox"/>	2312		

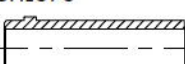
	9116 F5 <input type="checkbox"/>		9117 F9 <input type="checkbox"/>	E =	<input type="checkbox"/>	<input type="checkbox"/>	1730
	9115 F6 <input type="checkbox"/>		9110 F10 <input type="checkbox"/>				2312
				Quantité =			

Réf.673




D =
S =
L =
Quantité =

Réf.1073



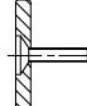
D =
H =
Quantité =

Réf.1074



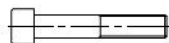
D =
H =
Quantité =

Réf.603



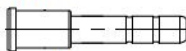
D =
L =
Quantité =

Réf.527



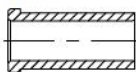
D = L =
Quantité =

Réf.653



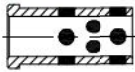
D =
S =
L =
Quantité =

Réf.1053



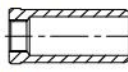
D =
H =
Quantité =

Réf.1054



D =
H =
Quantité =

Réf.553



D2 =
L =
Quantité =

D = L =
Quantité =
D = L =
Quantité =

MATERIAUX

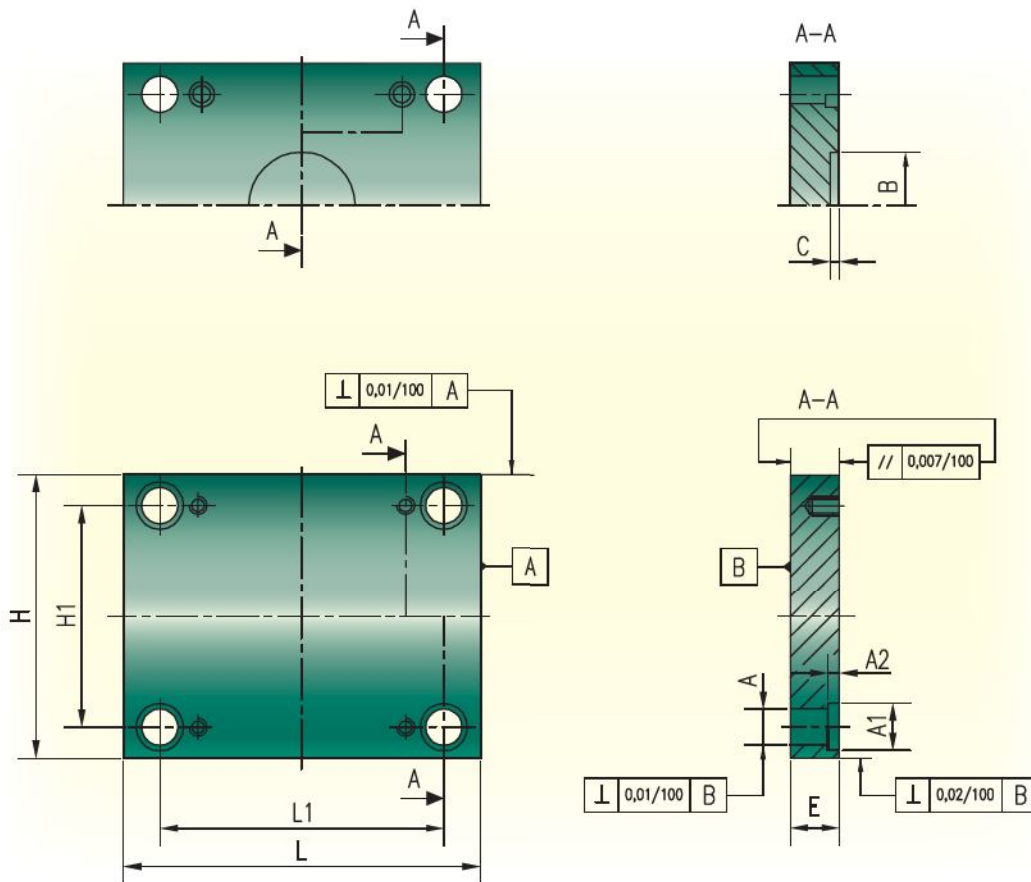
MATERIALS
MATERIAL



ISO	CORRESPONDANCE	WERKSTOFF Nr.
C 45	XC 48	1.1730
40 Cr Mn Mo S 8-6	40 CMD 8 + S (Resulfuré)	1.2312
20 Mn Cr 5	20 MC 5	1.2162
45 Ni Cr Mo 16	45 NCD 16	1.2767
40 Cr Mn Mo 8	40 CMD 8 NR (Non Resulfuré)	1.2311
X 38 Cr Mo V 5	Z 38 CDV 5	1.2343
X 33 Cr S 16	Z 33 C 16 S (Inox)	1.2085

TOLERANCE

TOLERANCE
TOLERANZ



* Tolérances valables pour toutes les plaques du moule.

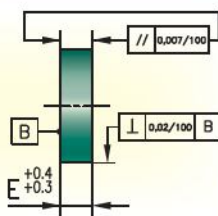
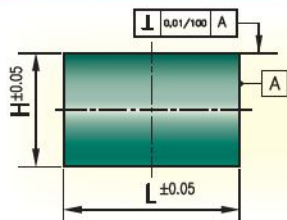
Lettres	A	A1	A2	B	C	E*	H*	H1	L*	L1
Tolérances	H7	+0,2 +0,1	+0,2 0	H7	+0,3 0	+0,4 +0,1	± 0,05	± 0,015	± 0,05	± 0,015

9200
9881



PLAQUE P RECTIFIEE

P PLATES
P-PLATTEN



Mat. : 1730/C 45

2312/40 Cr Mn Mo S 8-6

Autres nuances et dimensions sur consultation

Other materials and dimensions on request

Andere Werkstoffe und Dimensionen auf Anfrage



REF. 9881 HxL=156x296 E=6



9881-196-396-6



REF. 9200 HxL=196x396 E=46 Matière 2312



9200-196-396-46-2312

REF. 9200 : Plaques P/P Plates/P-Platten - Mat. : 1730 / 2312

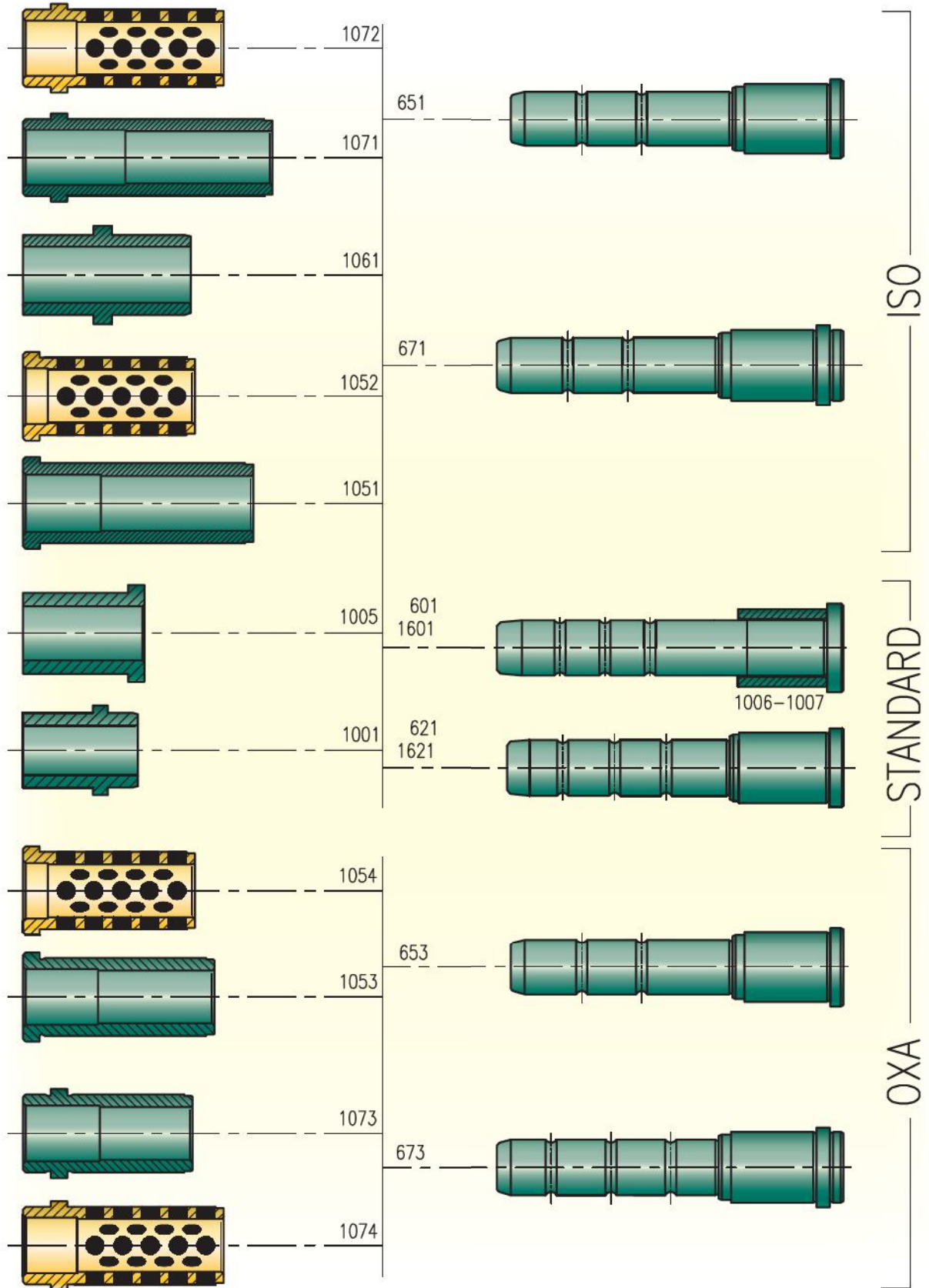
Moulistol® REF. 9881

Dimensions H x L	E : Epaisseurs											E : Epaisseurs			
	17	22	27	36	46	56	66	76	86	96	116	136	156	6	10
156 x 156															
156 x 196															
156 x 206															
156 x 246															
156 x 296															
196 x 196															
196 x 206															
190 x 246															
196 x 246															
196 x 296															
196 x 346															
196 x 396															
218 x 246															
218 x 296															
246 x 246															
246 x 254															
246 x 276															
246 x 296															
246 x 346															
246 x 396															
246 x 446															
246 x 496															
296 x 276															
296 x 296															
296 x 346															
296 x 396															
296 x 446															
296 x 496															
296 x 546															
296 x 596															
346 x 346															
346 x 396															
346 x 446															
346 x 496															
346 x 546															
346 x 596															
396 x 396															
396 x 446															
396 x 496															
396 x 546															
396 x 596															
446 x 446															
446 x 496															
446 x 546															
446 x 596															
496 x 496															
496 x 546															
496 x 596															
546 x 546															
546 x 596															
596 x 596															
546 x 646															
596 x 646															
596 x 696															

CMS OXA®

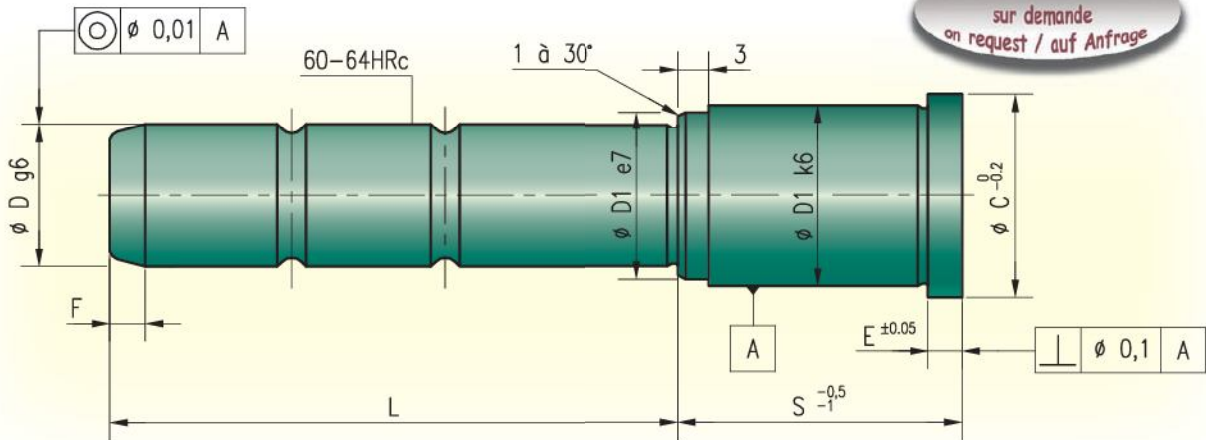

CORRESPONDANCES DES BAGUES ET DES COLONNES

CORRESPONDING PILLARS AND BUSHES
ANWENDUNG FÜR FÜHRUNGSSÄULEN MIT BUCHSEN



COLONNE SANS PLOT DE CENTRAGE OXA®

STEPPED GUIDE PILLAR WITHOUT CENTERING PLUG OXA®
FÜHRUNGSSÄULE OXA®



Mat : Acier allié, cémenté, trempé

REF. 653 D=14 S=22 L=45


653-14-22-45

*Traitement anti-friction sur demande / Anti-friction treatment on request / Reibungslosbehandlung auf Anfrage

D1	E	C	F	D	S	L	REF. 653	D1	E	C	F	D	S	L	REF. 653	
20	6	25	7	14/15	22	20		20	6	25	7	14/15	56	20		
						35								35		
						40								55		
						45								75		
						50								95		
						55								55		
						65							65			
						70							95			
						90							55			
						110							95			
						27	22						20		20	
													35		86	
					40				20							
					45				35							
					55				40							
					65				45							
					85				50							
					105				55							
					36			22	20		20					
									35		60					
									40		65					
									45		70					
						55			80							
						65			85							
75		115														
46	27	20		20												
		35		35												
		45		40												
		65		45												
		85		50												
		105		55												

COLONNE SANS PLOT DE CENTRAGE OXA®

STEPPED GUIDE PILLAR WITHOUT CENTERING PLUG OXA®
FÜHRUNGSSÄULE OXA®




*Traitement anti-friction sur demande / Anti-friction treatment on request / Reibungslosbehandlung auf Anfrage

D1	E	C	F	D	S	L	REF. 653	D1	E	C	F	D	S	L	REF. 653	
26	6	31	7	18/20	27	70		30	6	35	7	22/24	27	125		
						80								165		
						85								25		
						105								45		
						125								50		
						36	20								55	
							35								60	
							40								70	
							45								75	
					50								80			
					55								95			
					60								115			
					65								135			
					70								165			
					46	75							25			
						80							45			
						95							50			
						115							60			
						135							65			
						20							70			
						45							80			
						65							85			
						85							105			
					56	105							125			
						135							165			
						20							25			
						35							45			
55		55														
75		75														
95		95														
115		115														
165		165														
66	20		25													
	35		45													
	55		55													
	75		75													
	95		95													
	115		115													
	165		165													
	76	20		25												
		35		45												
55			55													
75			75													
95			95													
115			115													
165			165													
86		20		25												
		35		45												
	55		55													
	75		75													
	95		95													
	115		115													
	165		165													
	96	20		25												
		35		45												
55			55													
75			75													
95			95													
115			115													
165			165													
116		20		25												
		35		45												
	55		55													
	75		75													
	95		95													
	115		115													
	165		165													
	136	20		25												
		35		45												
55			55													
75			75													
95			95													
115			115													
165			165													
165		20		25												
		35		45												
	55		55													
	75		75													
	95		95													
	115		115													
	165		165													
	195	20		25												
		35		45												
55			55													
75			75													
95			95													
115			115													
165			165													
225		20		25												
		35		45												
	55		55													
	75		75													
	95		95													
	115		115													
	165		165													



COLONNE SANS PLOT DE CENTRAGE OXA®

STEPPED GUIDE PILLAR WITHOUT CENTERING PLUG OXA®
FÜHRUNGSSÄULE OXA®



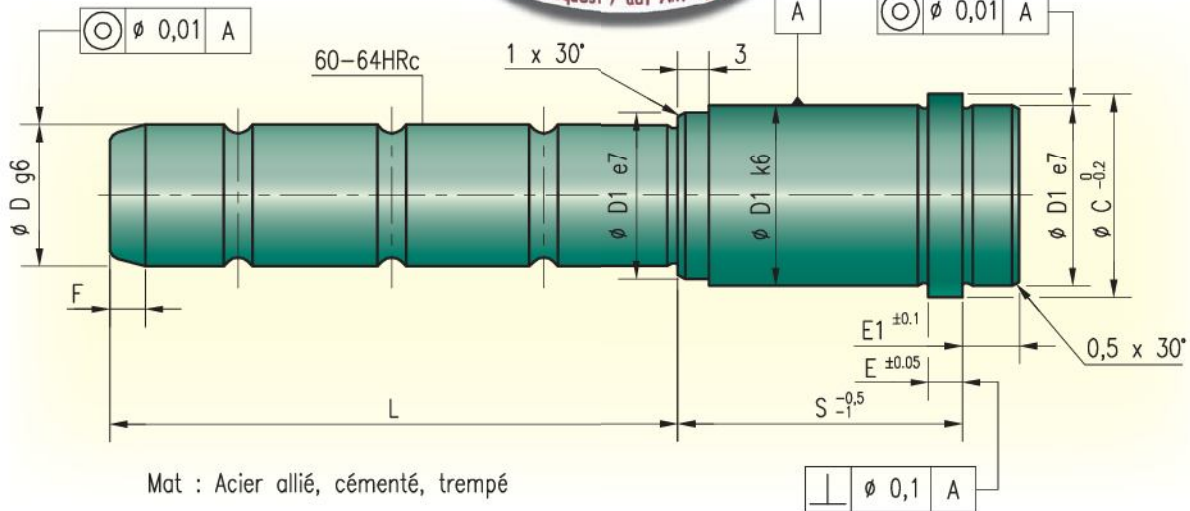

*Traitement anti-friction sur demande / Anti-friction treatment on request / Reibungslosbehandlung auf Anfrage

D1	E	C	F	D	S	L	REF. 653	D1	E	C	F	D	S	L	REF. 653
42	6	47	7	30/32	27	45		42	6	47	7	30/32	116	75	
						65								115	
						105								155	
						165								95	
					36	55						30/32	136	115	
						75								155	
						95								115	
						115								155	
					36	155						30/32	196	155	
						45								195	
						65								75	
						85								115	
					46	105						30/32	56	155	
						125								195	
						165								75	
						55								135	
					56	75						30/32	76	75	
						95								115	
						115								175	
						135								75	
					66	175						30/32	86	135	
						55								75	
						75								96	115
						95								155	
					76	115						30/32	116	135	
						155								195	
						55								95	
						75								136	135
					86	95						30/32	156	155	
						115								215	
						155								115	
						55								156	155
96	75		30/32	196	215										
	95				155										
	115				195										
	155				235										



COLONNE AVEC PLOT DE CENTRAGE OXA®

STEPPED GUIDE PILLAR WITH CENTERING PLUG OXA®
FÜHRUNGSSÄULE MIT ZENTRIERBUND OXA®



REF. 673 D=14 S=17 L=75


673-14-17-75

*Traitement anti-friction sur demande / Anti-friction treatment on request / Reibungslosbehandlung auf Anfrage

D1	E	C	F	E1	D	S	L	REF. 673	D1	E	C	F	E1	D	S	L	REF. 673
						17	35										
						17	55										
						17	75								56	75	
						17	95								56	95	
						22	30									135	
						22	50									55	
						22	70								66	65	
						22	90		20	6	25	7	9	14/15	66	95	
						22	110									125	
						22	125									76	55
						22	150									95	
						27	30								86	55	
						27	45									95	
						27	65								96	55	
						27	85									95	
						27	105								116	75	
						27	125									35	
						27	145								17	55	
						27	165									75	
						36	35									120	
						36	55									35	
						36	75								22	45	
						36	95									65	
						36	125		26	6	31	7	9	18/20		85	
						36	155									115	
						46	35									35	
						46	45									45	
						46	65									65	
						46	85								27	85	
						46	105									105	
						46	125									125	
						46	145									165	

COLONNE AVEC PLOT DE CENTRAGE OXA®

STEPPED GUIDE PILLAR WITH CENTERING PLUG OXA®
FÜHRUNGSSÄULE MIT ZENTRIERBUND OXA®




*Traitement anti-friction sur demande / Anti-friction treatment on request / Reibungslosbehandlung auf Anfrage

D1	E	C	F	E1	D	S	L	REF. 673	D1	E	C	F	E1	D	S	L	REF. 673																																		
26	6	31	7	9	18/20	27	225			30	6	35	7	9	22/24	27	125																																		
							245										27	165																																	
							35										27	205																																	
						36	35	55								75	95	115	135	165	225	255	36	35	55	75	95	115	135	165	205	245	285																		
																																		35		36	75														
																																		45		36	95														
																																		65		36	115														
																																		85		36	135														
																																		105		36	165														
																																		135		36	205														
																																		165		36	245														
																																		245		36	285														
																																		35		46	35														
																																		45		46	45														
																																		65		46	65														
						85		46								85																																			
						105		46								105																																			
						135		46								125																																			
						165		46								165																																			
						245		46								205																																			
						35		56								35																																			
						55		56								55																																			
						75		56								75																																			
						95		56								95																																			
						155		56								155																																			
						35		66								35																																			
						55		66								55																																			
						75		66								75																																			
						95		66								95																																			
						145		66								145																																			
55		76	55																																																
75		76	75																																																
95		76	95																																																
135		76	135																																																
55		86	55																																																
75		86	75																																																
95		86	95																																																
125		86	125																																																
55		96	55																																																
95		96	95																																																
75		116	75																																																
115		116	115																																																
135		116	135																																																
35		136	35																																																
135		136	135																																																
30	6	35	7	9	22/24	17	35			30	6	35	7	9	22/24	17	35			30	6	35	7	9	22/24	17	55			30	6	35	7	9	22/24	17	75														
							55										17	55																																	
							75										17	75																																	
						22	35	55								75	105	130								35	45	65								85	22	35	55	75	105	130	136	155	95	135	155				
																																																35		22	75
																																																45		22	105
																																																65		22	130
																																																85		22	155
																																																105		22	205
						35		27								35																																			
						45		27								45																																			
						65		27								65																																			
						85		27								85																																			
						105		27								105																																			



COLONNE AVEC PLOT DE CENTRAGE OXA®

STEPPED GUIDE PILLAR WITH CENTERING PLUG OXA®
FÜHRUNGSSÄULE MIT ZENTRIERBUND OXA®



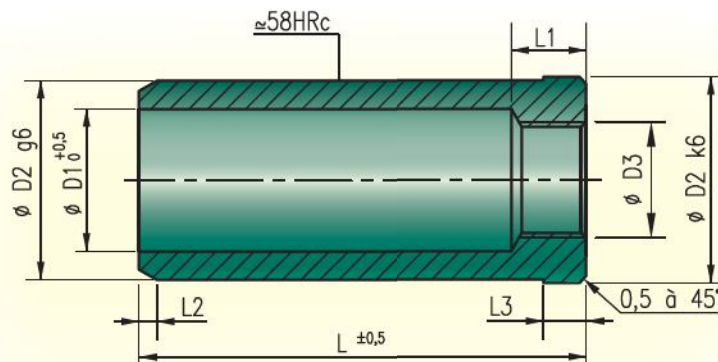

*Traitement anti-friction sur demande / Anti-friction treatment on request / Reibungslosbehandlung auf Anfrage

D1	E	C	F	E1	D	S	L	REF. 673	D1	E	C	F	E1	D	S	L	REF. 673
						27	45								96	55	
							65									75	
							105									95	
							165									115	
							185									155	
							245									205	
							285									75	
						36	55		42	6	47	7	9	30/32	116	115	
							75									155	
							95									95	
							115								136	115	
							155									155	
							245									115	
							285								156	155	
							45									155	
							65								196	195	
							85									95	
						46	105								46	165	
							125									75	
							165								56	115	
							245									155	
							285									195	
							55								66	75	
							75									135	
							95									75	
						56	115		42	6	47	7	9	30/32	76	115	
							135									175	
							175									75	
							245								86	135	
							295									75	
							55								96	115	
							75		54	10	60	7	12	40/42		155	
							95									95	
							115								116	135	
							135									195	
							175									95	
							245								136	135	
							295									215	
							55									115	
							75								156	155	
							95									215	
							115									155	
							155								196	195	
							225									235	
							55								246	165	
							75									245	
							95										
						86	115										
							155										
							225										



DOUILLE DE CENTRAGE LISSE OXA®

LOCATING SLEEVE OXA®
ZENTRIERHÜLSE OXA®



Mat : Acier allié, cémenté, trempé



REF. 553 D2=26 L=80

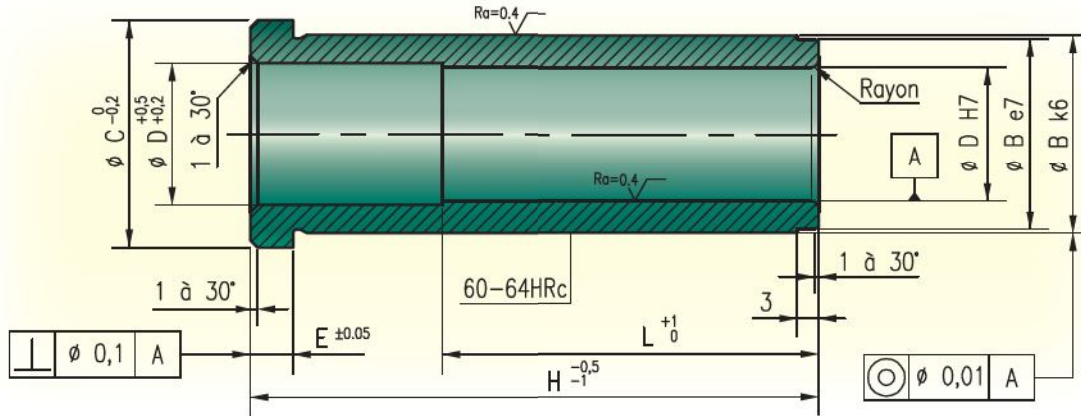



553-26-80

D1	D3	L1	L2	L3	D2	L	REF. 553	D1	D3	L1	L2	L3	D2	L	REF. 553
16	M8	8	2	6	20	30		33	M16	13	2,5	4,5	42	40	
						40								60	
						60								80	
						80								100	
						100								120	
						120								140	
						140								160	
						160								200	
21	M10	10	2,5	6	26	30		43	M20	13	2,5	4,5	54	60	
						40								80	
						60								100	
						80								120	
						100								140	
						120								160	
						140								180	
						160								200	
25	M12	13	2,5	6	30	40									
						60									
						80									
						100									
						120									
						140									
						160									
						180									
200															
240															

**BAGUE A COLLERETTE
SANS PLOT DE CENTRAGE OXA®**

HEADED GUIDE BUSH WITHOUT CENTERING PLUG OXA®
FÜHRUNGSBUCHSE MIT BUND OHNE ZENTRIERANSATZ OXA®



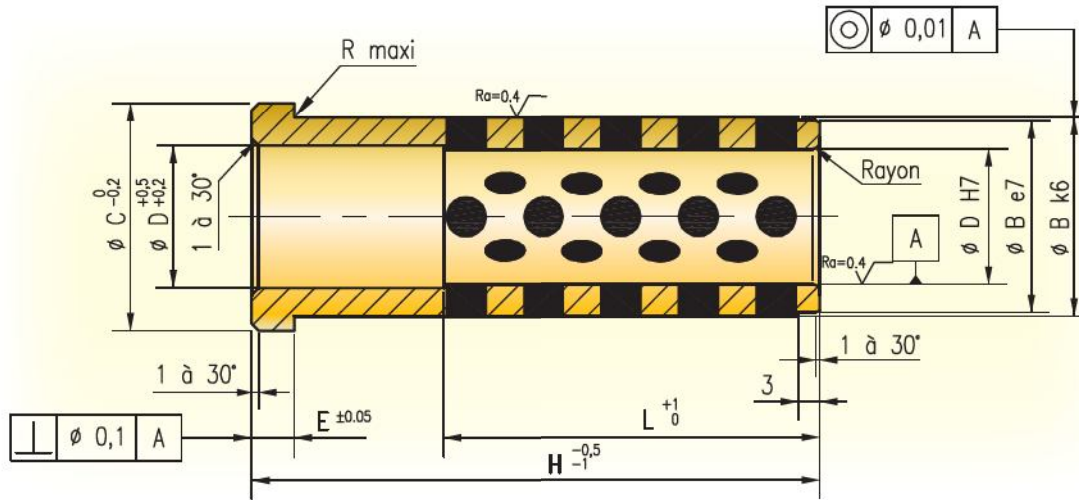
REF. 1053 D=18 H=56

1053-18-56

B	C	E	L	D	H	REF. 1053	B	C	E	L	D	H	REF. 1053
18	23	6	17	12	17		30	35	6	17	22/24	17	
			22		22	22							
			27		27	27							
			36		36	36							
			46		46	46							
			56		56	56							
20	25	6	12	14/15	12		42	47	6	66	30/32	66	
			17		17	17							
			22		22	22							
			27		27	27							
			36		36	36							
			46		46	46							
			56		56	56							
			56		66	66							
			56		76	76							
			56		86	86							
56	96	96											
22	27	6	17	16	17		54	60	10	76	40/42	76	
			22		22	22							
			27		27	27							
			36		36	36							
			46		46	46							
			56		56	56							
26	31	6	17	18/20	17		54	60	10	46	40/42	46	
			22		22	22							
			27		27	27							
			36		36	36							
			46		46	46							
			56		56	56							
			66		66	66							
			76		76	76							
			76		86	86							
			76		96	96							
76	116	116											

BAGUE BRONZE OXA® SANS PLOT DE CENTRAGE ET AVEC INSERTS GRAPHITE

HEADED GUIDE BUSH OXA® WITHOUT CENTERING PLUG WITH GRAPHITE INSERTS (BRONZE)
 FÜHRUNGSBUCHSE AUS BRONZE OXA® MIT SCHMIEREINSÄTZEN



REF. 1054 D=18 H=56

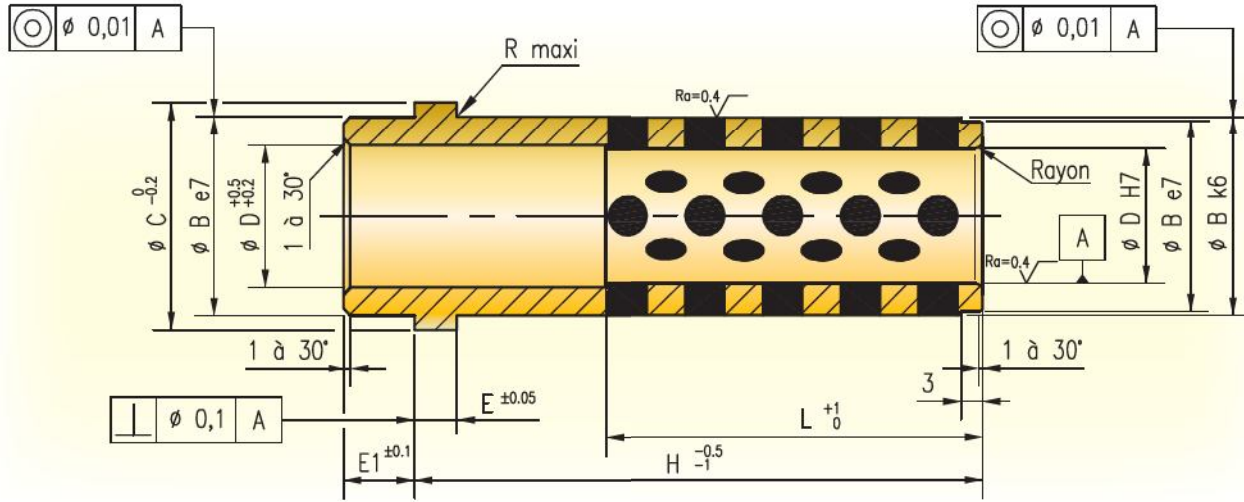


1054-18-56

B	C	E	R	L	D	H	REF. 1054
20	25	6	0,6	17	14 / 15	17	
				22		22	
				27		27	
				36		36	
				46		46	
				56		56	
26	31	6	0,6	17	18 / 20	17	
				22		22	
				27		27	
				36		36	
				46		46	
				56		56	
				66		66	
30	35	6	0,6	22	22 / 24	22	
				27		27	
				36		36	
				46		46	
				56		56	
				66		66	
				76		76	
				86		86	
42	47	6	0,8	27	30 / 32	27	
				36		36	
				46		46	
				56		56	
				66		66	
				76		76	
				86		86	
				96		96	

BAGUE BRONZE OXA® A COLLERETTE AVEC PLOT DE CENTRAGE ET INSERTS GRAPHITE

HEADED GUIDE BUSH OXA® WITH CENTERING PLUG WITH GRAPHITE INSERTS (BRONZE)
 FÜHRUNGSBUCHSE AUS BRONZE OXA® MIT SCHMIEREINSÄTZEN



REF. 1074 D=14 H=27

1074-14-27

B	C	E	E1	R	L	D	H	REF. 1074
20	25	6	9	0,6	26	14 / 15	17	
					31		22	
					36		27	
					45		36	
					55		46	
					56		56	
26	31	6	9	0,6	26	18 / 20	17	
					31		22	
					36		27	
					45		36	
					55		46	
					65		56	
					75		66	
30	35	6	9	0,6	31	22 / 24	22	
					36		27	
					45		36	
					55		46	
					65		56	
					75		66	
					85		76	
					95		86	
42	47	6	9	0,8	36	30 / 32	27	
					45		36	
					55		46	
					65		56	
					75		66	
					85		76	
					95		86	
					105		96	